

Papyrus Australia Ltd

ABN 63 110 868 409

Annual Report

For the Year Ended 30 June 2015

Papyrus Australia Ltd

ABN 63 110 868 409

Contents

For the Year Ended 30 June 2015

	Page
Consolidated Financial Statements	
Corporate Information	1
Corporate Governance Statement	2
Directors' Report	9
Auditors Independence Declaration	18
Consolidated Statement of Profit or Loss and Other Comprehensive Income	19
Consolidated Statement of Financial Position	20
Consolidated Statement of Changes in Equity	21
Consolidated Statement of Cash Flows	22
Notes to the Financial Statements	23
Directors' Declaration	53
Independent Audit Report	54
ASX Additional Information	57

Papyrus Australia Ltd

ABN 63 110 868 409

Corporate Information

This annual report covers Papyrus Australia Ltd (ABN 63 110 868 409) the consolidated group ('Group') comprising Papyrus Australia Ltd and its subsidiaries. The Group's functional and presentation currency is Australian dollars.

A description of the Group's operations and of its principal activities is included in the review of operations and activities in the directors' report on pages 9 to 17. The directors' report is not part of the financial report.

Directors

Mr Edward Byrt (Chairman)
Mr Ramy Azer (Managing Director)
Mr Donald Stephens (retired 24 August 2015)
Mr Vincent Rigano
Mr Andrew Ford

Company Secretary

Mr Vincent Rigano (appointed 24 August 2015)
Mr Donald Stephens (retired 24 August 2015)

Registered Office

C/- HLB Mann Judd (SA) Pty Ltd
169 Fullarton Road
DULWICH SA 5065

Principal place of business

C/- HLB Mann Judd (SA) Pty Ltd
169 Fullarton Road
DULWICH SA 5065

Share Registry

Computershare Investor Services Pty Ltd
Level 5, 115 Grenfell Street
ADELAIDE SA 5000

Auditors

Grant Thornton Audit Pty Ltd
Level 1
67 Greenhill Road
WAYVILLE SA 5034

Corporate Governance Statement

30 June 2015

Introduction

Papyrus Australia Limited (the Company) and the Board are committed to achieving and demonstrating the highest standards of corporate governance. The Board continues to review the framework and practices to ensure they meet the interests of shareholders. The Company and its controlled entities together are referred to as the Group in this statement.

The Group details below the corporate governance practices in place at the end of the financial year, all of which comply with the principles and recommendations of the ASX corporate governance council unless otherwise stated. Some of the charters and policies that form the basis of the corporate governance practices of the Group may be located on the Group's website, <http://www.papyrusaustralia.com.au/>

On 27 March 2014, the ASX Corporate Governance Council released the 3rd Edition of its Corporate Governance Principles and Recommendations (3rd Edition Recommendations). The Group reviewed its corporate governance and reporting practices under these principles and the disclosures in this Corporate Governance Statement reflect this. As at the date of this statement, the Group complies with the 3rd Edition Recommendations (unless otherwise stated).

Principle 1: Lay solid foundations for management and oversight

The relationship between the Board and senior management is critical to the Group's long-term success. The Directors are responsible to the shareholders for the performance of the group in both the short and the longer term and seek to balance objectives in the best interests of the group as a whole. Their focus is to enhance the interests of shareholders and other key stakeholders and to ensure the Group is properly managed.

The responsibilities of the Board include:

- providing strategic guidance to the Group including contributing to the development of and approving the corporate strategy;
- reviewing and approving business plans, the annual budget and financial plans including available resources and major capital expenditure initiatives;
- overseeing and monitoring the organisational performance and the achievement of the Group's strategic goals and objectives;
- monitoring financial performance including approval of the annual and half-year financial reports and liaison with the Company's auditors;
- appointment and performance assessment of the Managing Director (MD);
- ratifying the appointment and/or removal and contributing to the performance assessment for the members of the senior management team, including the Company Secretary;
- ensuring there are effective management processes in place and approving major corporate initiatives;
- enhancing and protecting the reputation of the organisation;
- overseeing the operation of the Group's system for compliance and risk management reporting to shareholders; and
- ensuring appropriate resources are available to senior management.

Due to the size of the Company, the day to day management of the Group's affairs and the implementation of the corporate strategy and policy initiatives are managed by the Board.

The Board has not publicly disclosed a statement of matters reserved for the Board, or the Board charter. Given the size of the Company at this time, the Board does not consider the formation of a Board charter necessary.

The Board is presently responsible for evaluating Board candidates and recommending individuals for appointment to the Board. The Board evaluates prospective candidates against a range of criteria including the skills, experience, expertise and diversity that will best complement Board effectiveness at the time. The Board undertakes appropriate background and screening checks prior to nominating a director for election by shareholders, and provides to shareholders all material information in its possession concerning the director standing for election or re-election in the explanatory notes accompanying the notice of meeting.

A written agreement has not been executed with each director setting out the terms of their appointment; therefore the Group does not comply with recommendation 1.3 of the Corporate Governance Principles and Recommendations. The Company believes that due to their size and nature of operations that this is acceptable, however will ensure written agreements are executed with future directors and senior executives.

The Company Secretary is accountable directly to the Board, through the Chair, on all matters to do with the proper functioning of the Board. The Company Secretary is responsible for maintaining the information systems and processes that are appropriate for the Board to fulfil its role and to achieve the objective of the Company. The Company Secretary is also responsible for ensuring that the Board procedures are complied with and advising the Board on governance matters. All Directors and Committees have access to the Company Secretary for advice and services. Independent advisory services are retained by the Company Secretary at the request of the Board or Committees.

Corporate Governance Statement

30 June 2015

The Company does not have a diversity policy, which formally documents the principles and commitment in relation to maintaining a diverse group of employees within the Company, and therefore has not complied with recommendation 1.5(b) of the Corporate Governance Principles and Recommendations. However the Board continually assesses the composition of the Board. The Company believes this to be appropriate at this time, but notes it uses diversity as a driver for staff recruitment.

The total proportion of men and women on the board, in senior positions (being Key Management Personal and decision makers of the Company) and across the whole organisation is listed below:

Category	Men	Women
Board	4	-
Senior Management	1	-
Whole Organisation	5	-

The Group has not disclosed in this Corporate Governance Statement its measureable objectives for achieving gender diversity and therefore has not complied with recommendation 1.5(a) of the Corporate Governance Principles and Recommendations. Due to the size of the Company and its number of employees, the Board does not consider it appropriate, at this time, to formally set measurable objectives for gender diversity.

The Board will at least annually evaluate its performance and the performance of its committees and individual directors to determine whether or not it is functioning effectively by reference to the current best practices. The Board continually evaluates the composition of the Board, however a formal evaluation of its performance and the performance of its committees and individual directors is yet to be conducted. Due to the size of the Company, the Board has determined that this is appropriate at Company's stage to date, however it does recognise that ongoing performance evaluation is important to ensure that the Board, committees and individual director's remain relevant and committed to the Company's business operations and changing business requirements. At the date of this report, the Company has not complied with recommendation 1.6(b) of the Corporate Governance Principles and Recommendations.

The Group currently has no senior executives and therefore has no formal process for evaluating the performance of its senior executives.

Principle 2: Structure the board to add value

The Board has not established a nomination committee, and thus not complied with recommendation 2.1(a) of the Corporate Governance Principles and Recommendations. The Directors takes ultimate responsibility in addressing board succession issues and to ensure the Board has the appropriate balance of skills, knowledge, experience, independence and diversity to enable it to discharge its duties and responsibilities effectively. The Board closely assesses diversity criteria when considering Board candidates.

The Group's desired mix of skills and competence is listed below. The Board considers its current composition adequately meets these required competencies.

Area	Competence
<i>Leadership</i>	Business Leadership, Public Listed Company Experience
<i>Business, Finance and Legal</i>	Accounting, Audit, Business Strategy, Competitive Business Analysis, Corporate Financing, Financial Literacy, Legal, Mergers and Acquisitions, Risk Management, Tax – International
<i>Sustainability and Stakeholder Management</i>	Community Relations, Corporate Governance, Health & Safety, Human Resources, Remuneration
<i>Engineering and Technical</i>	Engineering qualifications

At the date of this statement the Board consists of the following directors:

Mr Edward Byrt, Non-Executive Chairman (appointed 02 December 2004)
 Mr Ramy Azer, Managing Director (appointed 08 September 2004)
 Mr Vincent Rigano, Non-Executive Director/Company Secretary (appointed 27 November 2013)
 Mr Andrew Ford, Non-Executive Director (appointed 27 November 2013)

The Board considers this to be an appropriate composition given the size and development of the Group at the present time and continually assesses the composition of the Board to ensure its membership maintains a combination of skills and experience that ensure the Board has the expertise to meet both its responsibilities to stakeholders and its strategic objectives. The names of directors including details of their qualifications and experience are set out in the Directors' Report

Corporate Governance Statement

30 June 2015

of the Annual Report and also available on the Company's website: www.papyrusaustralia.com.au

Independence

The Board is conscious of the need for independence and ensures that where a conflict of interest may arise, the relevant Director(s) leave the meeting to ensure a full and frank discussion of the matter(s) under consideration by the rest of the Board. Those Directors who have interests in specific transactions or potential transactions do not receive Board papers related to those transactions or potential transactions, do not participate in any part of a Directors' meeting which considers those transactions or potential transactions, are not involved in the decision making process in respect of those transactions or potential transactions, and are asked not to discuss those transactions or potential transactions with other Directors.

Directors of the Company are considered to be independent when they are independent of management and free from any business or other relationship that could materially interfere with, or could reasonably be perceived to materially interfere with, the exercise of their unfettered and independent judgement.

The Board has accepted the following definition of an independent Director:

"An independent director is a director who is not a member of management, is a Non-Executive Director and who:

- is not, or has not been, employed in an executive capacity by the Group and there has been a period of at least three years between ceasing such employment and serving on the Board;
- is not, or has not within the last three years been, a partner, director or senior employee of a provider of material professional services to the Group;
- is not, or has not within the last three years been, in a material business relationship (eg as a supplier or customer) with the Group, or an officer or, or otherwise associated with, someone with such a relationship;
- is not a substantial security holder of the entity or an officer of, or otherwise associated with, a substantial security holder of the entity;
- does not have a material contractual relationship with the Group other than as a director; or
- has not been a director of the entity for such a period that his or her independence may have been compromised."

Mr Vincent Rigano and Mr Andrew Ford are Non-Executive Directors and have no other material relationships with the Group other than their directorships. The Group therefore has two independent directors during the year as those relationships are defined.

The Board considers its current structure to be an appropriate composition of the required skills and experience, given the experience of the individual Directors and the size and development of the Company at the present time. Each individual member of the Board is satisfied that whilst the Company may not comply with Recommendation 2.4, all Directors bring an independent judgment to bear on Board decisions.

The Company's Chairman, Mr Edward Byrt is not an independent director, due to his shareholding, but he does not fulfil the role of CEO. The Company therefore has not complied with recommendation 2.5 of the Corporate Governance Principles and Recommendations. The Company believes this to be appropriate at this time given the size and nature of the Company's operations, but will continue to consider the composition of the board in the future.

The Company does not maintain a formal program for inducting new Directors, however the Company Secretary ensures all new directors receive adequate information and documentation on appointment. The Company also ensures that appropriate professional development opportunities are provided to directors to ensure they develop and maintain the skills and knowledge needed to perform their role as directors effectively.

Principle 3: Act ethically and responsibly

The Company has developed a Code of conduct (the Code) which has been fully endorsed by the Board and applies to all directors and employees. The Code is regularly reviewed and updated as necessary to ensure it reflects the highest standards of behaviour and professionalism and the practices necessary to maintain confidence in the group's integrity and to take into account legal obligations and reasonable expectations of the Company's stakeholders.

In summary, the Code requires that at all times all Company personnel act with the utmost integrity, objectivity and in compliance with the letter and the spirit of the law and company policies.

Corporate Governance Statement

30 June 2015

Principle 4: Safeguard integrity in corporate reporting

Audit Committee (the Committee)

The Committee consists of the following directors:

Mr Vincent Rigano (Committee Chair) (Non-Executive Director)

Mr Edward Byrt (Non-Executive Chairman)

Mr Andrew Ford (Non-Executive Director)

Ramy Azer (Managing Director)

Mr Vincent Rigano and Mrs Andrew Ford are independent members; the chair of the Committee is not the chair of the Board; however, the independent members do not comprise the majority of the Committee, therefore the Group does not comply with recommendation 4.1(a)(1) of the Corporate Governance Principles and Recommendations. As all four Directors are also members of the audit committee, and given the size of the Company, the Board deems the composition of the Committee appropriate at this time.

The relevant qualifications and experience of each of the members of the Committee can be found in the director profiles contained within the Company's Annual Report and on the Company's website at: www.papyrusaustralia.com.au. All members of the Audit Committee are financially literate and have an appropriate understanding of the industries in which the group operates.

The number of times the Committee met throughout the period and the individual attendance of the members at those meetings are outlined within the Annual Report.

The Audit Committee does not have a formal charter and has therefore not complied with recommendation 4.1(3) of the Corporate Governance Principles and Recommendations. The Board believes this is appropriate given the size of the Company and the composition of the Committee.

The Audit Committee has authority, within the scope of its responsibilities, to seek any information it requires from any employee or external party.

The Chairman and Company Secretary have certified to the Board that the financial statements are founded on a sound system of risk management and internal control and that the system is operating efficiently and effectively in all material respects. This declaration is provided to the Board before it approves the Company's financial statements for a financial period, and declares that in their opinion, the financial records of the Company have been properly maintained and that the financial statements comply with the appropriate accounting standards and give a true and fair view of the financial position and performance of the entity.

External auditors

The Company and Board Policy, is to appoint external auditors who clearly demonstrate quality and independence. The performance of the external auditor is reviewed annually and applications for tender of external audit services are requested as deemed appropriate, taking into consideration assessment of performance, existing value and tender costs. Grant Thornton Audit Pty Ltd ('Grant Thornton') was appointed as the external auditor at the Company's AGM in 2012. It is Grant Thornton's policy to rotate audit engagement partners on listed companies in accordance with the requirements of the Corporations Act 2001, which is generally after five years, subject to certain exceptions.

The amount of fees paid to the external auditors is provided in a note to the financial statements. It is the policy of the external auditors to provide an annual declaration of their independence to the Committee.

The external auditor will attend the Annual General Meeting and be available to answer shareholder questions about the conduct of the audit and the preparation and content of the audit report.

Principle 5: Make timely and balanced disclosure

Continuous disclosure

The Company has a policy that all the Company Shareholders and investors have equal access to the Company's information. The Board will ensure that all price sensitive information is disclosed to the ASX in accordance with the continuous disclosure requirements of the Corporations Act and the ASX Listing Rules.

Corporate Governance Statement

30 June 2015

The Company has not publicly disclosed a formal disclosure policy and therefore has not complied with recommendation 5.1 (a)&(b) of the Corporate Governance Principles and Recommendations. Given the size of the Company, the Board does not consider public disclosure to be appropriate. The Board takes ultimate responsibility for these matters.

The Company Secretary has been nominated as the person responsible for communications with the Australian Securities Exchange (ASX). This role includes responsibility for ensuring compliance with the continuous disclosure requirements in the ASX Listing Rules and overseeing and co-ordinating information disclosure to the ASX, shareholders, the media and the public.

Principle 6: Respect the rights of security holders

The Board strives to ensure that security holders are provided with sufficient information to assess the performance of the Group and its Directors and to make well-informed investment decisions. The Company provides all information about itself and its corporate governance via its website at: www.papyrusaustralia.com.au

Investors relations and member participation

The Company does not have a formal shareholder communication policy which is not in compliance with recommendation 6.2 of the Corporate Governance Principles and Recommendations.

Shareholders are encouraged to participate at all Annual General Meetings and other General Meetings of the Company. Upon the despatch of any notice of meeting to Shareholders, the Company Secretary shall send out material with that notice of meeting stating that all Shareholders are encouraged to participate at the meeting. The meetings shall also be conducted to allow questions and feedback to the Board and management of the Company.

The Company aims to promote effective communication to and from shareholders. At this time Members of the Company cannot register to receive email notifications when an announcement is made by the Company to the ASX, which is a departure from recommendation 6.4 of the Corporate Governance Principles and Recommendations; however Members are encouraged to contact the company via their website or directly to the registered office. Members are also encouraged to register with the Company's share register to communicate electronically.

Principle 7: Recognise and manage risk

The Board has identified the significant areas of potential business and legal risk of the Company.

The identification, monitoring and, where appropriate, the reduction of significant risk to the Company is the responsibility of the Board. The Board has also established an Audit, Risk and Compliance Committee which addresses the risks to the Company.

The Board will review and monitor the parameters under which such risks will be managed. Management accounts will be prepared and reviewed at Board meetings. Budgets will be prepared and compared against actual results.

The Board is responsible for satisfying itself annually, or more frequently as required, that management has developed and implemented a sound system of risk management and internal control, a review took place during the reporting period.

The Company does not have an internal audit function due to the size and nature of the Group, however the Audit, Business Risk and Compliance Committee is responsible for ensuring there are adequate policies in relation to risk management, compliance and internal control systems. They monitor the Company's risk management by overseeing management's actions in the evaluation, management, monitoring and reporting of material operational, financial, compliance and strategic risks. In providing this oversight, the Audit Committee and the Board:

- reviews the framework and methodology for risk identification, the degree of risk the Company is willing to accept, the management of risk and the processes for auditing and evaluating the Company's risk management system;
- reviews group-wide objectives in the context of the abovementioned categories of corporate risk;
- reviews and, where necessary, approves guidelines and policies governing the identification, assessment and management of the Company's exposure to risk;
- reviews and approves the delegations of financial authorities and addresses any need to update these authorities on an annual basis, and
- reviews compliance with agreed policies.

The Committee recommends any actions it deems appropriate to the board for its consideration.

Corporate Governance Statement

30 June 2015

Management is responsible for designing, implementing and reporting on the adequacy of the Company's risk management and internal control system and has to report to the Board on the effectiveness of:

- the risk management and internal control system during the year, and
- the company's management of its material business risks.

Securities Trading Policy

The Company has established a policy concerning trading in the Company's shares by the Company's officers, employees and contractors and consultants to the Company while engaged in work for the Company ("Representatives").

This policy provides that it is the responsibility of each Representative to ensure they do not breach the insider trading prohibition in the Corporations Act. Breaches of the insider trading prohibition will result in disciplinary action being taken by the Company.

Representatives must also obtain written consent from the Chairman (or, in the case of the Chairman, from the Board) prior to trading in the Company's securities.

Subject to these restrictions, the policy provides that Directors, the Company Secretary and employees of, or contractors to, the Company that have access to the Company's financial information or drilling results are permitted to trade in the Company's securities throughout the year except during the following periods:

- a) the period between the end of the March and September quarters and the release of the Company's quarterly report to ASX for so long as the Company is required by the Listing Rules to lodge quarterly reports;
- b) the period between the end of the June quarter and the release of the Company's annual report to ASX; and
- c) the period between the end of the December quarter and the release of the Company's half year report to ASX.

In exceptional circumstances the Board may waive the requirements of the Share Trading Policy to allow Representatives to trade in the shares of the Company, provided to do so would not be illegal.

Directors must advise the Company Secretary of changes to their shareholdings in the Company within two business days of the change.

The Securities Trading Policy can be viewed on the ASX announcements tab at www.asx.com.au.

Exposure to material economic, environmental and social sustainability risk

The Company's policy is to identify and manage potential or apparent business, economic, environmental and social sustainability risks (if appropriate). The Company at present has not identified specific material risk exposure in these categories. Review of the Company's risk management policy is conducted at least annually and reports are continually created by management on the efficiency and effectiveness of the Company's risk management framework and associated internal compliance and control procedures.

Principle 8: Remunerate fairly and responsibly

The Chairman and the Directors are entitled to draw Directors fees and receive reimbursement of reasonable expenses for attendance at meetings. The Company is required to disclose in its annual report details of remuneration to Directors. The maximum aggregate annual remuneration which may be paid to Non-Executive Directors is \$300,000. This amount cannot be increased without Shareholder approval.

The Board has not established a Remuneration Committee, as given the size of the Group and number of employees, it is not considered that this is required at this time. The Board therefore fulfils the duties of the committee.

Every employee of the Group signs a formal employment contract at the time of their appointment covering a range of matters including their duties, rights, responsibilities and any entitlements on termination. The standard contract refers to a specific formal job description. This job description is reviewed by the remuneration committee on an annual basis and, where necessary, is revised in consultation with the relevant employee.

Corporate Governance Statement

30 June 2015

Further information on directors' and executives' remuneration, including principles used to determine remuneration, is set out in the directors' report under the heading 'Remuneration report' included within the Annual Report. In accordance with Group policy, participants in equity-based remuneration plans are not permitted to enter into any transactions that would limit the economic risk of options or other unvested entitlements.

Directors' Report

30 June 2015

The Directors present their report, together with the financial statements of the Group, being Papyrus Australia Ltd (the Group) and its controlled entities, for the financial year ended 30 June 2015.

DIRECTORS

The names and details of the company's directors in office during the financial year and until the date of this report are as follows. Directors were in office for this entire period unless otherwise stated.

Mr Edward Byrt, Chairman
Mr Ramy Azer, Managing Director
Mr Donald Stephens, Non-Executive Director (retired 24 August 2015)
Mr Vince Rigano, Non-Executive Director
Mr Andrew Ford, Non-Executive Director

Edward Byrt, LLB (Non-Executive Chariman)

Ted Byrt is a company director with over 30 years experience in commerce, corporate governance and international business. He is a specialist strategic advisor for major development and infrastructure projects within Australia and offshore.

Ted is a business advisor and Board member of several leading organisations in South Australia. He is Presiding Member of the Development Assessment Commission, Chairman of the China Cluster, The Australian Advanced Manufacturing Centre Pty Ltd and SMAC Technologies Pty Ltd, a Director of Treyo Leisure & Entertainment Ltd (ASX listed) and a Board member of the Aboriginal Foundation of South Australia Inc. He is also a member of the Company's Audit committee and has been a Director of Papyrus since 2004.

Ramy Azer, MSTC, MSc (Eng), Grad Dip Bus, Bachelor of Engineering (Mechanical), (Managing Director)

Ramy Azer is the founder and developed the Company's technology. He has been a regular guest lecturer and speaker on issues including sustainable business development and innovation. Ramy has been Managing Director since 2005 and prior to that had 10 years experience with Papyrus Technology Pty Ltd.

Mr Vincent Rigano, BA Accounting, CPA (Non-Executive Director and Company Secretary)

Vince is a CPA with over 25 years experience in corporate accounting, management consulting and company secretarial. Vince was company secretary for a number of years for Papyrus.

Vince provides management accounting and consulting services and to a variety of industry sectors including start-ups.

He is also a member of the Company's Audit Committee.

Mr Andrew Ford, B Arch (Non-Executive Director)

Andy Ford, retired Woods Bagot Director, is one of the leading design principals in Australia. His proven creative, technical and professional abilities in architecture and interior design are matched by an understanding and appreciation of commercial realities: he is both designer and manager, professional and businessman.

Recognised as a skilled leader and manager of multi-disciplinary teams, Andy's strategic expertise was utilized on major and special projects in Australia, Asia, Middle East, North America and Europe.

Andy has been a director of the South Australian Motor Sport Board since September 2001 and was appointed Chairman in October 2011. He is also a member of the Company's Audit Committee.

Donald Stephens, BA(Acc), FCA (Non-Executive Director/Company Secretary- retired 24 August 2015)

Mr Stephens is a Chartered Accountant and corporate advisor with over 25 years' experience in the accounting, mining and services industries, including 14 years as a partner of HLB Mann Judd (SA), a firm of Chartered Accountants.

Mr Stephens is a Director of Mithril Resources Limited, Crest Minerals Limited and Petrathern Limited. Additionally he is Company Secretary of Highfield Resources Limited, Mithril Resources Limited, Minotaur Exploration Limited and various other listed public companies.

Other directorships held in listed companies in the past three years are: Reproductive Health Science Ltd (from July 2013 to August 2015) and TW Holdings Ltd (from September 2011 to December 2012).

Directors' Report

30 June 2015

PRINCIPAL ACTIVITIES AND SIGNIFICANT CHANGES IN NATURE OF ACTIVITIES

The Group's commercialisation strategy remains focused on being a technology licensing Group assisting suitable entities to establish banana veneering and panel production factories in locations worldwide where bananas are grown.

There have been no significant changes in the nature of those activities during the year.

OPERATING RESULTS

The loss of the consolidated group after providing for income tax amounted to \$261,792 (2014: \$692,150).

INTERESTS IN THE SHARES AND OPTIONS OF THE COMPANY AND RELATED BODIES CORPORATE

As at the date of this report, the interests of the directors in the shares and options of Papyrus Australia Ltd were:

	Number of Ordinary Shares	Number of Options over Ordinary Shares
Mr Edward Byrt	16,796,597	2,000,000
Mr Ramy Azer	29,203,853	3,000,000
Mr Rigano	4,490,045	-
Mr Andrew Ford	1,046,090	-

DIVIDENDS

No dividends were paid or declared since the start of the financial year. No recommendation for payment of dividends has been made.

CORPORATE GOVERNANCE STATEMENT

The Company's corporate governance statement can be found on the Company's website at www.papyrusaustralia.com.au

OPERATIONS REVIEW

Corporate

The Company's activities for financial year 2015 were primarily focused on managing its scarce working capital, consolidating the intellectual property portfolio, working with MAP Capital Advisors Pty Ltd (MAP Capital) in advancing a manufacturing facility in Far North Queensland, and progressing opportunities in Egypt.

The Company maintains its commercialisation strategy to be a technology licensing company assisting suitable entities to establish banana veneering and fibre production factories in locations worldwide where bananas are grown. The plan is that the Company's revenue will be generated from technology licensing fees, machinery sales, support services and dividends from any joint venture undertaken. The Company believes that by partnering with others to demonstrate the technology and its applications is the most prudent way forward initially.

The Company continued to reduce its operating costs as required to preserve working capital. The Company has met all of its expenses and there are no known unbudgeted expense items. The Directors, including the Managing Director, continued to forego their remuneration during the year. The Company is also indebted to Talisker Pty Ltd continuing financial support as previously announced.

The Company continued to review its Patent portfolio and maintains Patents as required and as announced during the year.

The Annual General Meeting of the Company was held on 25 November 2014 where the Chairman gave a comprehensive review of the Company's operations and strategic activities.

Directors' Report

30 June 2015

In summary, the financial year 2015 has been challenging, frustrating and eventually rewarding in a small way.

The challenge was to maintain all requisite activities on a very limited budget for which we thank the Chief Executive - Geoff Whitbread.

The frustration was the inability to consummate the banana fibre product manufacturing project planned for Far North Queensland although the key "off-take" party remains contractually committed to the project.

The small reward came in early 2015 with a change in the political and economic circumstances in Egypt where our partner Egypt Banana Fibre Company (EBFC) has advanced its financial and project prospects with additional shareholder support and the offer of financial support from the National Bank of Egypt, for which we thank our Managing Director – Ramy Azer – who has spent considerable time in Egypt negotiating on our behalf and supporting EBFC to progress the Papyrus Egypt project.

SIGNIFICANT CHANGES IN THE STATE OF AFFAIRS

There have been no significant changes in the state of affairs of the Company during the year ended 30 June 2015.

LIKELY DEVELOPMENTS AND EXPECTED RESULTS

The Group continues to investigate new opportunities for approval by the Company's shareholders and the ASX if required. The outcome of these investigations cannot be predicted at this time. The Group may require further capital to sustain its activities.

ENVIRONMENTAL REGULATION

The Group's operations are not subject to any significant environmental regulations under either Commonwealth or State legislation. The Group however believes that it has adequate systems in place for the management of any future environmental regulations.

MATTERS SUBSEQUENT TO THE END OF THE FINANCIAL YEAR

On the 11 September 2015, the Company issued 10,000,000 (ten million) Ordinary Fully Paid Shares at \$0.01 per share, raising \$100,000. Funds raised will be used to fund working capital requirements.

Subsequent to the end of the financial year, the Director and Company Secretary, Donald Stephens, has resigned as announced on 24 August 2015. Mr Vincent Rigano will fulfil the role as Company Secretary.

The Managing Director – Ramy Azer – has recently returned to Egypt to direct the commissioning of the banana veneering and fibre production machinery at the factory in Sohag which to be operated in joint venture by EBFC and the Company through Papyrus Egypt.

There have been no other significant matters subsequent to the end of the financial year.

Directors' Report

30 June 2015

Shares under option

At the date of this report, the following options to acquire ordinary shares in the Company were on issue:

Issue Date	Expiry Date	Exercise Price	Balance at 1 July 2014	Net Issued/ (Exercised or expired) during year	Balance at 30 June 2015
01/07/2011	30/06/2016	\$0.12	750,000	-	750,000
16/12/2013	16/12/2016	\$0.035	5,100,000	-	5,100,000
16/12/2013	16/12/2016	\$0.05	4,100,000	-	4,100,000
			<u>9,950,000</u>	-	<u>9,950,000</u>

Shares issued as a result of the exercise of options

No shares were issued during the year as a result of an exercise of options.

New options issued

No new options were issued during the period.

INDEMNIFICATION AND INSURANCE OF DIRECTORS AND OFFICERS

To the extent permitted by law, the Company has indemnified (fully insured) each director and the secretary of the Company for a premium of \$19,510 (2014: \$17,030). The liabilities insured include costs and expenses that may be incurred in defending civil or criminal proceedings (that may be brought) against the officers in their capacity as officers of the Company or a related body, and any other payments arising from liabilities incurred by the officers in connection with such proceedings, other than where such liabilities arise out of conduct involving a willful breach of duty by the officers or the improper use by the officers of their position or of information to gain advantage for themselves or someone else or to cause detriment to the Company.

Directors' Report

30 June 2015

REMUNERATION REPORT - AUDITED

This report outlines the remuneration arrangements in place for key management personnel of Papyrus Australia Ltd.

Remuneration philosophy

The Board is responsible for determining remuneration policies applicable to Directors and senior executives of the entity. The broad policy is to ensure that remuneration properly reflects the individuals' duties and responsibilities and that remuneration is competitive in attracting, retaining and motivating people with appropriate skills and experience. At the time of determining remuneration, consideration is given by the Board to the Group's financial performance.

Employment contracts

The employment conditions of the Managing Director, Mr Ramy Azer, are formalised in a services contract between his related entity Talisker (SA) Pty Ltd and Papyrus Australia Ltd and his fee is \$300,000 per annum (exclusive of GST). The Company may terminate the services contract without cause by providing one (1) month's written notice or making payment in lieu of notice, based on the annual fee. Termination payments are generally not payable on resignation or dismissal for serious misconduct. In the instance of serious misconduct the Company can terminate employment at any time. It is however noted that during the 2015 financial year, Mr Azer has agreed to forgo any remuneration due to the available working capital of the Company.

The employment conditions of the Chief Executive Mr Geoff Whitbread, were formalised in a services contract dated 5 July 2010. The contract provided for a daily fee rate of \$900 (exclusive of GST). Mr Whitbread was responsible for the non-engineering aspects of the Company's operation and reports to Company's Board of Directors. The Company may terminate the services contract without cause by providing one (1) month's written notice or making payment in lieu of notice, being calculated as 20 days at the daily rate. Termination payments are generally not payable on resignation or dismissal for serious misconduct. In the instance of serious misconduct the Company could terminate employment at any time.

Mr Whitbread is currently on a leave of absence and is not fulfilling his role as the CEO of the Company. He will remain on leave until such a time when the Company has sufficient funding to reinstate his employment.

Key management personnel remuneration and equity holdings

The Board currently determines the nature and amount of remuneration for key management personnel of the Group. The policy is to align key management personnel objectives with shareholder and business objectives by providing a fixed remuneration component and offering specific long-term incentives.

The non-executive directors and other executives receive a superannuation guarantee contribution required by the government, which is currently 9.5%, and do not receive any other retirement benefits. Some individuals, however, may choose to sacrifice part of their salary to increase payments towards superannuation. All remuneration paid to key management personnel is expensed as incurred. Executives are also entitled to participate in the Group share option scheme. Options are valued using the Black-Scholes methodology.

The Board policy is to remunerate non-executive Directors at market rates based on comparable companies for time, commitment and responsibilities. The Board determines payments to non-executive directors and reviews their remuneration annually, based on market practice, duties and accountability. Independent external advice is sought when required.

Non-executive Directors' fees are determined within an aggregate director's fee pool limit, which is periodically recommended for approval by shareholders. The pool does not include the remuneration payable to the Managing Director Mr Ramy Azer. The maximum currently stands at \$300,000 per annum and was approved by shareholders prior to the Company listing in April 2005.

Directors' Report

30 June 2015

REMUNERATION REPORT CONTINUED- AUDITED

USE OF REMUNERATION CONSULTANTS

During the financial year, there were no remuneration recommendations made in relation to key management personnel for the Company by any remuneration consultants.

VOTING AND COMMENTS MADE AT THE COMPANY'S 2014 ANNUAL GENERAL MEETING

Papyrus Australia Ltd's motion in relation to the approval of 2014 remuneration report passed with a vote total of more than 95%. The Company did not receive any specific feedback at the AGM on its remuneration report.

Table 1: Director remuneration for the year ended 30 June 2015 and 30 June 2014

	Primary Benefits	Post Employment	Share-based Payments	Total
	Salary & Fees	Superannuation	Options	\$
Mr Edward Byrt	\$	\$	\$	
2015	-	-	-	-
2014	-	-	24,200	24,200
Mr Ramy Azer				
2015	-	-	-	-
2014	-	-	36,300	36,300
Mr Vincent Rigano				
2015	-	-	-	-
2014	-	-	-	-
Mr Donald Stephens*				
2015	-	-	-	-
2014	-	-	18,150	18,150
Mr Andrew Ford				
2015	-	-	-	-
2014	-	-	-	-
Mr Colin Dunsford**				
2015	-	-	-	-
2014	-	-	12,800	12,800
Total				
2015	-	-	-	-
2014	-	-	91,450	91,450

* Resigned 24 August 2015

** Resigned 27 November 2013

HLB Mann Judd (SA) Pty Ltd has received professional fees for accounting, taxation and secretarial services provided during the year amounting to \$32,720 (2014: \$40,082). The amount owing to HLB Mann Judd (SA) Pty Ltd as at 30 June 2015 was \$12,165 (2014: \$6,854). Mr Donald Stephens, Non-Executive Director and Company Secretary, is a consultant to HLB Mann Judd (SA) Pty Ltd.

The Company has an unsecured loan representing a draw down facility provided by Talisker Pty Ltd, an entity associated with the Company's Managing Director, Mr Ramy Azer. The loan is unsecured and repayable from future revenues or proceeds from future equity raisings, subject to not materially prejudicing the ability of the Company to repay its creditors. The balance of the loan at 30 June 2015 is \$300,157 (2014: \$142,540). No interest has been paid on the loan during the 2014 and 2015 years.

Directors' Report

30 June 2015

REMUNERATION REPORT CONTINUED- AUDITED

Table 2: Remuneration of key management personnel for the year ended 30 June 2015 and 30 June 2014

	Primary Benefits	Post Employment	Share-based Payments	Total
	Salary & Fees	Superannuation	Options	\$
Mr Geoff Whitbread	\$	\$	\$	
2015	52,650	-	-	52,650
2014	78,028	-	18,150	96,178
Total				
2015	52,650	-	-	52,650
2014	78,028	-	18,150	96,178

Options issued as part of remuneration during the year ended 30 June 2015

No options were issued as part of remuneration during the year ended 30 June 2015.

Options holdings of Key Management Personnel

	Balance at 1 July 2014	Granted as remuneration	Balance at 30 June 2015	Exercisable at 30 June 2015
R Azer	3,000,000	-	3,000,000	3,000,000
E Byrt	2,000,000	-	2,000,000	2,000,000
D Stephens	1,500,000	-	1,500,000	1,500,000
VRigano	-	-	-	-
AFord	-	-	-	-
G Whitbread	2,250,000	-	2,250,000	2,250,000
Total	8,750,000	-	8,750,000	8,750,000

Directors' Report

30 June 2015

REMUNERATION REPORT CONTINUED- AUDITED

Key Management Personnel Shareholdings

	Balance at 1 July 2014	Net Change	Balance at 30 June 2015
R Azer*	34,203,853	(5,000,000)	29,203,853
E Byrt*	14,796,597	2,000,000	16,796,597
D Stephens	975,630	-	975,630
V Rigano*	2,490,045	2,000,000	4,490,045
A Ford*	46,090	1,000,000	1,046,090
Total	52,512,215	-	52,512,215

* During the year Mr Azer transferred 5,000,000 to Messer's Byrt, Rigano and Ford via an off market transfer for \$50,000.

END OF AUDITED REMUNERATION REPORT

DIRECTORS' MEETINGS

The number of meetings of directors (including meetings of committees of directors) held during the year and the number of meetings attended by each director were as follows:

Number of meetings held	Directors' Meetings		Audit Committee	
	16		2	
Number of meetings attended:	Number eligible to attend	Number attended	Number eligible to attend	Number attended
Mr Edward Byrt	16	16	2	2
Mr Ramy Azer	16	15	2	2
Mr Donald Stephens	16	3	-	-
Mr Vincent Rigano	16	15	2	2
Mr Andrew Ford	16	14	2	1

Members acting on the audit committee of the Board are:

Vincent Rigano	Non-executive director
Andrew Ford	Non-executive director
Edward Byrt	Non-executive director
Ramy Azer	Managing director

Directors' Report

30 June 2015

PROCEEDINGS ON BEHALF OF THE COMPANY

No person has applied for leave of Court to bring proceedings on behalf of the Company or intervene in any proceedings to which the Company is a party for the purpose of taking responsibility on behalf of the Company for all or any part of those proceedings.

The Group was not a party to any such proceedings during the year.


NON AUDIT SERVICES

Grant Thornton Audit Pty Ltd, in its capacity as auditor for Papyrus Australia Ltd, has not provided any non-audit services throughout the reporting period.

AUDITOR'S INDEPENDENCE DECLARATION

The auditor's independence declaration for the year ended 30 June 2015 as required under section 307C of the Corporations Act 2001 has been received and can be found on page 18.

Signed in accordance with a resolution of the directors.

A handwritten signature in black ink, appearing to read 'Ramy Azer', with a long horizontal stroke extending to the left.

Mr Ramy Azer
Director

30 September 2015

Level 1,
67 Greenhill Rd
Wayville SA 5034

Correspondence to:
GPO Box 1270
Adelaide SA 5001

T 61 8 8372 6666
F 61 8 8372 6677
E info.sa@au.gt.com
W www.granthornton.com.au

**AUDITOR'S INDEPENDENCE DECLARATION
TO THE DIRECTORS OF PYPYRUS AUSTRALIA LIMITED**

In accordance with the requirements of section 307C of the Corporations Act 2001, as lead auditor for the audit of Papyrus Australia Limited for the year ended 30 June 2015, I declare that, to the best of my knowledge and belief, there have been:

- a no contraventions of the auditor independence requirements of the Corporations Act 2001 in relation to the audit; and
- b no contraventions of any applicable code of professional conduct in relation to the audit.

Grant Thornton

GRANT THORNTON AUDIT PTY LTD
Chartered Accountants



S K Edwards
Partner – Audit & Assurance

Adelaide, 30 September 2015

Grant Thornton Audit Pty Ltd ACN 130 913 594
a subsidiary or related entity of Grant Thornton Australia Ltd ABN 41 127 556 389

'Grant Thornton' refers to the brand under which the Grant Thornton member firms provide assurance, tax and advisory services to their clients and/or refers to one or more member firms, as the context requires. Grant Thornton Australia Ltd is a member firm of Grant Thornton International Ltd (GTIL). GTIL and the member firms are not a worldwide partnership. GTIL and each member firm is a separate legal entity. Services are delivered by the member firms. GTIL does not provide services to clients. GTIL and its member firms are not agents of, and do not obligate one another and are not liable for one another's acts or omissions. In the Australian context only, the use of the term 'Grant Thornton' may refer to Grant Thornton Australia Limited ABN 41 127 556 389 and its Australian subsidiaries and related entities. GTIL is not an Australian related entity to Grant Thornton Australia Limited.

Liability limited by a scheme approved under Professional Standards Legislation. Liability is limited in those States where a current scheme applies.

Consolidated Statement of Profit or Loss and Other Comprehensive Income

For the Year Ended 30 June 2015

		Consolidated Group	
		30 June 2015 \$	30 June 2014 \$
Revenue from operating activities	3 (a)	-	158
Other income/(expenses)	3 (b)	174,026	1,390,258
Depreciation expense	3 (c)	(88,326)	(201,322)
Employee benefits expenses	3 (d)	(143,191)	(293,381)
Other expenses	3 (e)	(204,301)	(419,601)
Impairment expense		-	(1,168,262)
Loss before income tax benefit		(261,792)	(692,150)
Income tax benefit		-	-
Loss for the year		(261,792)	(692,150)
Loss attributable to members of the parent entity		(261,792)	(692,150)
Other comprehensive income		-	-
Total comprehensive income for the year		(261,792)	(692,150)
Total comprehensive income attributable to members of the parent entity		(261,792)	(692,150)
Earnings per share:		<i>Cents</i>	<i>Cents</i>
Basic earnings per share	5	(0.14)	(0.44)
Diluted earnings per share	5	(0.14)	(0.44)

Consolidated Statement of Financial Position

As At 30 June 2015

	Note	Consolidated Group	
		30 June 2015 \$	30 June 2014 \$
CURRENT ASSETS			
Cash and cash equivalents	6	3,589	16,360
Trade and other receivables	7	7,451	2,020
TOTAL CURRENT ASSETS		11,040	18,380
NON-CURRENT ASSETS			
Property, plant and equipment	8	542,091	630,417
TOTAL NON-CURRENT ASSETS		542,091	630,417
TOTAL ASSETS		553,131	648,797
CURRENT LIABILITIES			
Trade and other payables	9	96,098	77,534
Borrowings	10	300,157	149,269
Other current liabilities	11	150,000	150,000
TOTAL CURRENT LIABILITIES		546,255	376,803
NON-CURRENT LIABILITIES			
Other non-current liabilities	11	521,416	609,742
TOTAL NON-CURRENT LIABILITIES		521,416	609,742
TOTAL LIABILITIES		1,067,671	986,545
NET LIABILITIES		(514,540)	(337,748)
EQUITY			
Issued capital	12	20,069,691	19,984,691
Reserves	13	907,666	907,666
Accumulated losses	14	(21,491,897)	(21,230,105)
TOTAL EQUITY		(514,540)	(337,748)

The accompanying notes form part of these financial statements.

Consolidated Statement of Changes in Equity

For the Year Ended 30 June 2015

	Note	Consolidated Group			Total \$
		Issued Capital \$	(Accumulated losses) \$	Share Option Reserve \$	
Balance at 1 July 2013		19,459,231	(20,537,955)	795,646	(283,078)
<i>Comprehensive income</i>					
Loss for the year		-	(692,150)	-	(692,150)
Other comprehensive income/(expense)		-	-	-	-
Total comprehensive income for the period		-	(692,150)	-	(692,150)
<i>Transactions with owners, in their capacity as owners, and other transfers</i>					
Shares issued via private placement on 4 October 2013	12	170,000	-	-	170,000
Fair value of shares issued, in lieu of cash for services rendered	12	48,000	-	-	48,000
Shares issued pursuant to resolutions passed at the Company's AGM 2013	12	200,000	-	-	200,000
Shares issued to satisfy a loan in accordance with a resolution passed at the Company's 2013 AGM	12	57,460	-	-	57,460
Fair value of share-based payments - options	13	-	-	112,020	112,020
Shares issued to sophisticated investors on 6 May 2014	12	50,000	-	-	50,000
Total transactions with owners and other transfers		525,460	-	112,020	637,480
Balance at 30 June 2014		19,984,691	(21,230,105)	907,666	(337,748)
Balance at 1 July 2014		19,984,691	(21,230,105)	907,666	(337,748)
<i>Comprehensive income</i>					
Loss for the year		-	(261,792)	-	(261,792)
Other comprehensive income/(expense)		-	-	-	-
Total comprehensive income for the period		-	(261,792)	-	(261,792)
<i>Transactions with owners, in their capacity as owners, and other transfers</i>					
Shares issued via private placement on 9 October 2014	12	30,000	-	-	30,000
Shares issued via private placement on 17 November 2014	12	30,000	-	-	30,000
Shares issued via private placement on 24 March 2015	12	25,000	-	-	25,000
Total transactions with owners and other transfers		85,000	-	-	85,000
Balance at 30 June 2015		20,069,691	(21,491,897)	907,666	(514,540)

The accompanying notes form part of these financial statements.

Consolidated Statement of Cash Flows

For the Year Ended 30 June 2015

		Consolidated Group	
		30 June 2015 \$	30 June 2014 \$
CASH FLOWS FROM OPERATING ACTIVITIES			
		(333,471)	(541,196)
		-	158
NET CASH USED IN OPERATING ACTIVITIES	6 (a)	(333,471)	(541,038)
CASH FLOWS FROM INVESTING ACTIVITIES			
		85,700	-
NET CASH PROVIDED BY/(USED IN) INVESTING ACTIVITIES		85,700	-
CASH FLOWS FROM FINANCING ACTIVITIES			
		85,000	420,000
		157,618	-
		(7,618)	(13,713)
NET CASH PROVIDED BY FINANCING ACTIVITIES		235,000	406,287
		(12,771)	(134,751)
		16,360	151,111
CASH AT THE END OF THE FINANCIAL YEAR	6	3,589	16,360

The accompanying notes form part of these financial statements.

Notes to the Financial Statements

For the Year Ended 30 June 2015

This financial report covers the consolidated financial statements and notes of Papyrus Australia Ltd ('the Company') as an individual entity and the consolidated Group comprising Papyrus Australia Ltd and its Controlled Entities ('the Group'). Papyrus Australia Ltd is a for-profit Group limited by shares, incorporated and domiciled in Australia, whose shares are publicly traded on the Australian Securities Exchange. The financial statements were authorised for issue by the Board of Directors on 30 September 2015.

Each of the entities within the Group prepare their financial statements based on the currency of the primary economic environment in which the entity operates (functional currency). The consolidated financial statements are presented in Australian dollars which is the parent entity's functional and presentation currency.

The separate financial statements and notes of the parent entity, Papyrus Australia Ltd, have not been presented within this financial report as permitted by amendments made to the Corporations Act 2001. Parent entity summary is included in note 24.

1 Summary of Significant Accounting Policies

(a) Basis of Preparation

The financial statements are general purpose financial statements that have been prepared in accordance with Australian Accounting Standards, Australian Accounting Interpretations, other authoritative pronouncements of the Australian Accounting Standards Board and the *Corporations Act 2001*. The Group is a for-profit entity for financial reporting purposes under Australian Accounting Standards.

These financial statements and notes comply with International Financial Reporting Standards as issued by the International Accounting Standards Board.

The significant accounting policies used in the preparation and presentation of these financial statements are provided below and are consistent with prior reporting periods unless otherwise stated.

Except for the cash flow information, the financial statements are prepared on an accruals basis and are based on historical costs, except for the measurement at fair value of selected non-current assets, financial assets and financial liabilities.

(b) Principles of Consolidation

The consolidated financial statements include the financial position and performance of controlled entities from the date on which control is obtained until the date that control is lost.

Intragroup assets, liabilities, equity, income, expenses and cashflows relating to transactions between entities in the consolidated entity have been eliminated in full for the purpose of these financial statements.

Appropriate adjustments have been made to a controlled entity's financial position, performance and cash flows where the accounting policies used by that entity were different from those adopted by the consolidated entity. All controlled entities have a June financial year end.

A list of controlled entities is contained in Note 19 to the financial statements.

Subsidiaries

Subsidiaries are all entities (including structured entities) over which the parent has control. Control is established when the parent is exposed to, or has rights to variable returns from its involvement with the entity and has the ability to affect those returns through its power to direct the relevant activities of the entity.

Notes to the Financial Statements

For the Year Ended 30 June 2015

1 Summary of Significant Accounting Policies (continued)

(c) Business combinations

Business combinations are accounted for by applying the acquisition method which requires an acquiring entity to be identified in all cases. The acquisition date under this method is the date that the acquiring entity obtains control over the acquired entity.

The fair value of identifiable assets and liabilities acquired are recognised in the consolidated financial statements at the acquisition date.

Goodwill or a gain on bargain purchase may arise on the acquisition date, this is calculated by comparing the consideration transferred and the amount of non-controlling interest in the acquiree with the fair value of the net identifiable assets acquired. Where consideration is greater than the assets, the excess is recorded as goodwill. Where the net assets acquired are greater than the consideration, the measurement basis of the net assets are reassessed and then a gain from bargain purchase recognised in profit or loss.

All acquisition-related costs are recognised as expenses in the periods in which the costs are incurred except for costs to issue debt or equity securities.

Any contingent consideration which forms part of the combination is recognised at fair value at the acquisition date. If the contingent consideration is classified as equity then it is not remeasured and the settlement is accounted for within equity. Otherwise subsequent changes in the value of the contingent consideration liability are measured through profit or loss.

(d) Revenue and other income

Revenue is recognised when the amount of the revenue can be measured reliably, it is probable that economic benefits associated with the transaction will flow to the entity and specific criteria relating to the type of revenue as noted below, has been satisfied.

Revenue is measured at the fair value of the consideration received or receivable and is presented net of returns, discounts and rebates.

All revenue is stated net of the amount of goods and services tax (GST).

Sale of goods

Revenue is recognised on transfer of goods to the customer as this is deemed to be the point in time when risks and rewards are transferred and there is no longer any ownership or effective control over the goods.

Interest revenue

Interest is recognised using the effective interest method.

Grant revenue

Government grants are recognised at fair value where there is reasonable assurance that the grant will be received and all grant conditions will be met. Grants relating to expense items are recognised as income over the periods necessary to match the grant to the costs they are compensating. Grants relating to assets are credited to deferred income at fair value and are credited to income over the expected useful life of the asset on a straight-line basis.

Notes to the Financial Statements

For the Year Ended 30 June 2015

1 Summary of Significant Accounting Policies (continued)

(e) Finance costs

Finance costs directly attributable to the acquisition, construction or production of assets that necessarily take a substantial period of time to prepare for their intended use or sale, are added to the cost of those assets, until such time as the assets are substantially ready for their intended use or sale.

All other finance costs are recognised in income in the period in which they are incurred.

(f) Leases

Leases of fixed assets where substantially all the risks and benefits incidental to the ownership of the asset, but not the legal ownership that are transferred to entities in the Group, are classified as finance leases.

Finance leases are capitalised by recording an asset and a liability at the lower of the amounts equal to the fair value of the leased property or the present value of the minimum lease payments, including any guaranteed residual values. Lease payments are allocated between the reduction of the lease liability and the lease interest expense for the period.

Leased assets are depreciated on a straight-line basis over the shorter of their estimated useful lives or the lease term.

Lease payments for operating leases, where substantially all of the risks and benefits remain with the lessor, are charged as expenses on a straight-line basis over the life of the lease term.

Lease incentives under operating leases are recognised as a liability and amortised on a straight-line basis over the life of the lease term.

(g) Cash and cash equivalents

Cash and cash equivalents comprises cash on hand, demand deposits and short-term investments which are readily convertible to known amounts of cash and which are subject to an insignificant risk of change in value.

Bank overdrafts also form part of cash equivalents for the purpose of the consolidated statement of cash flows and are presented within current liabilities on the consolidated statement of financial position.

(h) Trade and other receivables

All receivables are recognised at cost less provision for doubtful debts, which in practice will equal the amounts receivable upon settlement. Collectability of trade receivables is reviewed on an ongoing basis. Debts which are known to be uncollectible are written off. A provision for doubtful receivables is established when there is objective evidence that the Group will not be able to collect on all amounts due according to the original terms of receivables. The amount of the provision is recognised in the consolidated statement of profit or loss and other comprehensive income.

(i) Income Tax

The tax expense recognised in the consolidated statement of profit or loss and other comprehensive income relates to current income tax expense plus deferred tax expense (being the movement in deferred tax assets and liabilities and unused tax losses during the year).

Current tax is the amount of income taxes payable (recoverable) in respect of the taxable profit (tax loss) for the

Notes to the Financial Statements

For the Year Ended 30 June 2015

1 Summary of Significant Accounting Policies (continued)

(i) Income Tax (continued)

year and is measured at the amount expected to be paid to (recovered from) the taxation authorities, using the tax rates (and tax laws) that have been enacted or substantively enacted by the end of the reporting period.

Deferred tax is provided on temporary differences which are determined by comparing the carrying amounts of tax bases of assets and liabilities to the carrying amounts in the financial statements.

Deferred tax is not provided for the following:

- The initial recognition of an asset or liability in a transaction that is not a business combination and at the time of the transaction, affects neither accounting profit nor taxable profit (tax loss).
- Taxable temporary differences arising on the initial recognition of goodwill.
- Temporary differences related to investment in subsidiaries, associates and jointly controlled entities to the extent that the Company is able to control the timing of the reversal of the temporary differences and it is probable that they will not reverse in the foreseeable future.

Deferred tax assets and liabilities are measured at the tax rates that are expected to apply to the period when the asset is realised or the liability is settled, based on tax rates (and tax laws) that have been enacted or substantively enacted by the end of the reporting period.

Deferred tax consequences relating to a non-monetary asset carried at fair value are determined using the assumption that the carrying amount of the asset will be recovered through sale.

Deferred tax assets are recognised for all deductible temporary differences and unused tax losses to the extent that it is probable that taxable profit will be available against which the deductible temporary differences and losses can be utilised.

The carrying amount of deferred income tax assets is reviewed at each reporting date and reduced to the extent that it is no longer probable that sufficient taxable profit will be available to allow all or part of the deferred income tax asset to be utilised.

Unrecognised deferred income tax assets are reassessed at each reporting date and are recognised to the extent that it has become probable that future taxable profit will allow the deferred tax asset to be recovered.

Current tax assets and liabilities are offset where there is a legally enforceable right to set off the recognised amounts and there is an intention either to settle on a net basis or to realise the asset and settle the liability simultaneously.

Deferred tax assets and liabilities are offset where there is a legal right to set off current tax assets against current tax liabilities and the deferred tax assets and the deferred tax liabilities relate to income taxes levied by the same taxation authority on either the same taxable entity or different taxable entities which intend either to settle current tax liabilities and assets on a net basis, or to realise the assets and settle the liabilities simultaneously in each future period in which significant amounts of deferred tax liabilities or assets are expected to be settled or recovered.

Current and deferred tax is recognised as income or an expense and included in profit or loss for the period except where the tax arises from a transaction which is recognised in other comprehensive income or equity, in which case the tax is recognised in other comprehensive income or equity respectively.

Notes to the Financial Statements

For the Year Ended 30 June 2015

1 Summary of Significant Accounting Policies (continued)

(j) Goods and Services Tax (GST)

Revenue, expenses and assets are recognised net of the amount of goods and services tax (GST), except where the amount of GST incurred is not recoverable from the Australian Taxation Office (ATO).

Receivables and payable are stated inclusive of GST.

The net amount of GST recoverable from, or payable to, the ATO is included as part of receivables or payables in the consolidated statement of financial position.

Cash flows in the consolidated statement of cash flows are included on a gross basis and the GST component of cash flows arising from investing and financing activities which is recoverable from, or payable to, the taxation authority is classified as operating cash flows.

Commitments and contingencies are disclosed net of the amount of GST recoverable from, or payable to, the taxation authority.

(k) Plant and Equipment

Each class of plant and equipment are measured using the cost model as specified below.

Where the cost model is used, the asset is carried at its cost less any accumulated depreciation and any impairment losses. Costs include purchase price, other directly attributable costs and the initial estimate of the costs of dismantling and restoring the asset, where applicable.

Notes to the Financial Statements

For the Year Ended 30 June 2015

1 Summary of Significant Accounting Policies (continued)

(k) Plant and Equipment (continued)

Depreciation

The depreciable amount of all plant and equipment is depreciated on a straight-line and diminishing value basis from the date that management determine that the asset is available for use.

Assets held under a finance lease and leasehold improvements are depreciated over the shorter of the term of the lease and the assets useful life.

The estimated useful lives used for each class of depreciable asset are shown below:

Fixed asset class	Useful life
Plant and Equipment	2.5 - 10 years

At the end of each annual reporting period, the depreciation method, useful life and residual value of each asset is reviewed. Any revisions are accounted for prospectively as a change in estimate.

Gains and losses on disposals are determined by comparing proceeds with the carrying amount. These gains and losses are included in the statement of profit or loss and other comprehensive income.

(l) Intangible Assets

Intangible assets acquired separately or in a business combination are initially measured at cost. The cost of an intangible asset acquired in a business combination is its fair value as at the date of acquisition. Following initial recognition, intangible assets are carried at cost less any accumulated amortisation and any accumulated impairment losses. Internally generated intangible assets, excluding capitalised development costs, are expensed against profits in the year in which the expenditure is incurred.

The useful lives of intangible assets are assessed to be either finite or indefinite. Intangible assets with finite lives are amortised over the useful life and assessed for impairment whenever there is an indication that the intangible asset may be impaired. The amortisation period and the amortisation method for an intangible asset with a finite useful life is reviewed at least at each financial year-end. Changes in the expected useful life or the expected pattern of consumption of future economic benefits embodied in the asset are accounted for by changing the amortisation period or method, as appropriate, which is a change in accounting estimate. The amortisation expense on intangible assets with finite lives is recognised in profit or loss in the expense category consistent with the function of the intangible asset.

Intangible assets with indefinite useful lives are tested for impairment annually either individually or at the cash-generating unit level. Such intangibles are not amortised. The useful life of an intangible asset with an indefinite life is reviewed each reporting period to determine whether indefinite life assessment continues to be supportable. If not, the change in the useful life assessment from indefinite to finite is accounted for as a change in an accounting estimate and is thus accounted for on a prospective basis.

(m) Financial instruments

Initial recognition and measurement

Financial instruments are recognised initially using trade date accounting, i.e. on the date that Group becomes party to the contractual provisions of the instrument.

On initial recognition, all financial instruments are measured at fair value plus transaction costs (except for instruments measured at fair value through profit or loss where transaction costs are expensed as incurred).

Notes to the Financial Statements

For the Year Ended 30 June 2015

1 Summary of Significant Accounting Policies (continued)

(m) Financial instruments (continued)

Classification and subsequent measurement

Loans and receivables

Loans and receivables are non-derivative financial assets with fixed or determinable payments that are not quoted in an active market and are stated at amortised cost using the effective interest rate method.

Loans and receivables are included in current assets, except those which are not expected to mature within 12 months after the end of the reporting period (All other loans and receivables are classified as non-current assets).

Financial liabilities

Non-derivative financial liabilities are recognised at amortised cost, comprising original debt less principal payments and amortisation.

Impairment of financial assets

At the end of the reporting period the Group assesses whether there is any objective evidence that a financial asset or group of financial assets is impaired.

Financial assets at amortised cost

If there is objective evidence that an impairment loss on financial assets carried at amortised cost has been incurred, the amount of the loss is measured as the difference between the asset's carrying amount and the present value of the estimated future cash flows discounted at the financial assets original effective interest rate.

Impairment on loans and receivables is reduced through the use of an allowance accounts, all other impairment losses on financial assets at amortised cost are taken directly to the asset.

If in a subsequent period, the amount of the impairment loss decreases and the decrease can be related objectively to an event occurring after the impairment was recognised, the previously recognised impairment loss is reversed through profit or loss to the extent the carrying amount of the investment at the date the impairment is reversed does not exceed what the amortised cost would have been had the impairment not been recognised.

Derecognition

Financial assets are derecognised where the contractual rights to receipt of cash flows expires or the asset is transferred to another party whereby the entity no longer has any significant continuing involvement in the risks and benefits associated with the asset. Financial liabilities are derecognised where the related obligations are either discharged, cancelled or expire. The difference between the carrying value of the financial liability, extinguished or transferred to another party and the fair value of consideration paid, including the transfer of non-cash assets or liabilities assumed is recognised in profit or loss.

Notes to the Financial Statements

For the Year Ended 30 June 2015

1 Summary of Significant Accounting Policies (continued)

(n) Impairment of non-financial assets

At the end of each reporting period, the Group determines whether there is an evidence of an impairment indicator for non-financial assets.

Where this indicator exists and regardless for goodwill, indefinite life intangible assets and intangible assets not yet available for use, the recoverable amount of the assets is estimated.

Where assets do not operate independently of other assets, the recoverable amount of the relevant cash-generating unit (CGU) is estimated.

The recoverable amount of an asset or CGU is the higher of the fair value less costs of disposal and the value in use. Value in use is the present value of the future cash flows expected to be derived from an asset or cash-generating unit.

Where the recoverable amount is less than the carrying amount, an impairment loss is recognised in profit or loss.

Reversal indicators are considered in subsequent periods for all assets which have suffered an impairment loss, except for goodwill.

(o) Trade and other payables

Trade and other payables are carried at amortised costs and represent liabilities for goods and services provided to the Group prior to the end of the financial year that are unpaid and arise when the Group becomes obliged to make future payments in respect of the purchase of these goods and services.

(p) Interest-bearing loans and borrowings

All loans and borrowings are initially recognised at the fair value of the consideration received less directly attributable transaction costs.

After initial recognition, interest-bearing loans and borrowings are subsequently measured at amortised cost.

(q) Employee benefits

Provision is made for the Group's liability for employee benefits arising from services rendered by employees to the end of the reporting period. Employee benefits that are expected to be settled within one year have been measured at the amounts expected to be paid when the liability is settled, plus related on-costs.

Employee benefits expected to be settled more than twelve months after the end of the reporting period have been measured at the present value of the estimated future cash outflows to be made for those benefits. In determining the liability, consideration is given to employee wage increases and the probability that the employee may satisfy vesting requirements. Cashflows are discounted using market yields on national government bonds with terms to maturity that match the expected timing of cashflows. Changes in the measurement of the liability are recognised in profit or loss.

Employee benefits are presented as current liabilities in the consolidated statement of financial position if the Group does not have an unconditional right to defer settlement of the liability for at least 12 months after the reporting date regardless of the classification of the liability for measurement purposes under AASB 119.

Notes to the Financial Statements

For the Year Ended 30 June 2015

1 Summary of Significant Accounting Policies (continued)

(r) Equity-settled compensation

The Group provides benefits to employees of the Group in the form of share-based payments, whereby employees receive options incentives (equity-settled transactions).

There is currently one plan in place to provide these benefits, the Employee Share Option Plan (ESOP) which provides benefits to employees.

The cost of these equity-settled transactions with employees is measured by reference to the fair value at the date at which they were granted. The fair value is determined using the Black-Scholes option pricing model.

The cost of equity-settled transactions is recognised as an expense in the consolidated statement of profit or loss and other comprehensive income, together with a corresponding increase in the share option reserve, when the options are issued. However, where options have vesting terms attached, the cost of the transaction is amortised over the vesting period.

Upon the exercise of options, the balance of share based payments reserve relating to those options is transferred to issued capital.

(s) Share capital

Ordinary shares are classified as equity. Incremental costs directly attributable to the issue of ordinary shares and share options which vest immediately are recognised as a deduction from equity, net of any tax effects.

(t) Earnings per share

The Group presents basic and diluted earnings per share information for its ordinary shares.

Basic earnings per share is calculated by dividing the profit attributable to members of the Group by the weighted average number of ordinary shares outstanding during the year.

Diluted earnings per share adjusts the basic earnings per share to take into account the after income tax effect of interest and other financing costs associated with dilutive potential ordinary shares and the weighted average number of additional ordinary shares that would have been outstanding assuming the conversion of all dilutive potential ordinary shares.

In accordance with AASB 133 'Earnings per Share', as potential ordinary shares may only result in a situation where their conversion results in an increase in loss per share or decrease in profit per share from continuing operations, no dilutive effect has been taken into account in 2015 and 2014.

(u) Comparative Amounts

Comparatives are consistent with prior years, unless otherwise stated.

Where a change in comparatives has also affected the opening retained earnings previously presented in a comparative period, an opening consolidated statement of financial position at the earliest date of the comparative period has been presented.

Notes to the Consolidated Financial Statements

For the Year Ended 30 June 2015

1 Summary of Significant Accounting Policies (continued)

(v) Going concern

The financial report has been prepared on the basis of a going concern. The financial report shows the Group incurred a net loss of \$261,792 (2014: \$692,150) and a net cash outflow from operating and investing activities of \$247,771 (2014: \$541,038) during the year ended 30 June 2015. The Group continues to be economically dependent on the unsecured loan facility provided by an entity associated with the Managing Director, generation of cashflow from the business and/ or raising additional capital for the continued development of its Banana Ply Project and working capital. The Group continues to be in consultation with its advisers and potential partners to evaluate alternative means of raising additional capital.

The Group's ability to continue as a going concern is contingent upon the above matters. If sufficient funds are not available under the loan facility, cash flow is not generated and/or additional funds are not raised, the going concern basis may not be appropriate, with the result that the Group may have to realise its assets and extinguish its liabilities, other than in the ordinary course of business and at amounts different from those stated in the financial report. No allowance for such circumstances has been made in the financial report.

(w) Critical accounting estimates and judgments

The directors evaluate estimates and judgments incorporated into the financial statements based on historical knowledge and best available current information. Estimates assume a reasonable expectation of future events and are based on current trends and economic data, obtained both externally and within the Group.

These estimates and judgements are based on the best information available at the time of preparing the financial statements, however as additional information is known then the actual results may differ from the estimates.

Key estimates - impairment

The Group assesses impairment at the end of each reporting year by evaluating conditions specific to the Group that may be indicative of impairment triggers. Recoverable amounts of relevant assets are reassessed using value-in-use calculations which incorporate various key assumptions.

Key estimates - development cost

The Group has capitalised the development costs in relation to the development of the Banana Ply Technology. The recoverability of the asset is dependent on the successful commercialisation of the technology. As 30 June 2015, the commercialisation was not complete.

(x) Adoption of new and revised accounting standards

The Group has adopted the following revisions and amendments to AASB's issued by the Australian Accounting Standards Board and IFRS issued by the International Accounting Standards Board, which are relevant to and effective for the Group's financial statements for the annual period beginning 1 July 2014:

- AASB 2012-3: Amendments to Australian Accounting Standards – Offsetting Financial Assets and Financial Liabilities
- AASB 2012-3: AASB 136 – Recoverable Amount Disclosures for Non-Financial Assets; and
- AASB 2014-1: Amendments to Australian Accounting Standards (Part A: Annual Improvements 2010-2012 and 2011-2013 Cycles).

Notes to the Consolidated Financial Statements

For the Year Ended 30 June 2015

1 Summary of Significant Accounting Policies (continued)

Management has reviewed the requirements of the above standards and has concluded that there was no effect on the classification or presentation of balances.

(y) New Accounting Standards and Interpretations

The AASB has issued new and amended Accounting Standards and Interpretations that have mandatory application dates for future reporting periods. The Group has decided not to early adopt these Standards. The following table summarises those future requirements and their impact on the Group where the standard is relevant:

Standard Name	Effective date for Group	Requirements	Impact
AASB 9 Financial Instruments		Significant revisions to the classification and measurement of financial assets, reducing the number of categories and simplifying the measurement choices, including the removal of impairment testing of assets measured at fair value. The amortised cost model is available for debt assets meeting both business model and cash flow characteristics tests. All investments in equity instruments using IFRS 9 are to be measured at fair value.	
AASB 2010-7 Amendments to Australian Accounting Standards arising from AASB 9 (December 2009)			
AASB 2012-6 Amendments to Australian Accounting Standards – Mandatory Effective Date of AASB 9 and Transitional Disclosures		Amends measurement rules for financial liabilities that the entity elects to measure at fair value through profit and loss. Changes in fair value attributable to changes in the entity's own credit risk are presented in other comprehensive income.	
AASB 2013-9 Amendments to Australian Accounting Standards – Conceptual Framework, Materiality and Financial Instruments			
AASB 2014-1 Amendments to Australian Accounting Standards		Impairment of assets is now based on expected losses in IFRS 9 which requires entities to measure: - the 12-month expected credit losses (expected credit losses that result from those default events on the financial instrument that are possible within 12 months after the reporting date); or - full lifetime expected credit losses (expected credit losses that result from all possible default events over the life of the financial instrument).	
AASB 2014-7 Amendments to Australian Accounting Standards arising from AASB 9			
AASB 2014-8 Amendments to Australian Accounting Standards arising from AASB 9	30 June 2019	This standard amends AASB 116 Property, Plant and Equipment and AASB 138 Intangible Assets to:	The impact of AASB 9 has not yet been determined.
		a. establish the principle for the basis of depreciation and amortisation as being the expected pattern of consumption of the future economic benefits of an asset;	
		b. clarify that the use of revenue-based methods to calculate the depreciation of an asset is not appropriate because revenue generated by an activity that includes the use of an asset generally reflects factors other than the consumption of the economic benefits embodied in the asset; and	
AASB 2014-4 Amendments to Australian Accounting Standards – Clarification of Acceptable Methods of Depreciation and Amortisation	30 June 2017	c. clarify that revenue is generally presumed to be an inappropriate basis for measuring the consumption of the economic benefits embodied in an intangible asset. This presumption, however, can be rebutted in certain limited circumstances.	As the Group does not currently use revenue based methods of depreciation or amortisation, there is no impact from this standard.

Notes to the Financial Statements

For the Year Ended 30 June 2015

1 Summary of Significant Accounting Policies (continued)

(y) New Accounting Standards and Interpretations (continued)

AASB 2014 – 10 Sale or contribution of Assets between an Investor and its Associate or Joint Venture	30 June 2017	The amendments address an acknowledged inconsistency between the requirements in AASB 10 and those in AASB 128 (2011), in dealing with the sale or contribution of assets between an investor and its associate or joint venture.	As there has not been a sale or contribution of assets between the parent entity and its associates or joint ventures, it is not expected that these changes will have any impact on the Group.
AASB 2015-3 Amendments to Australian Accounting Standards arising from the Withdrawal of AASB 1031 Materiality	30 June 2016	The main consequence of the amendments is that a full gain or loss is recognised when a transaction involves a business (whether it is housed in a subsidiary or not). A partial gain or loss is recognised when a transaction involves assets that do not constitute a business, even if these assets are housed in a subsidiary.	There is not expected to be any changes to the reported financial position, performance or cash flows of the Group.
AASB 2015 – 1 Annual improvements (2012 – 2014 cycle)	30 June 2017	<p>The following amendments / clarifications are made:</p> <ul style="list-style-type: none"> - AASB 5 – reclassification from held for sale to held for distribution to owners or from held for distribution to owners to held for sale is considered to the continuation of the original plan of disposal; - AASB 7 – adds basis of conclusion to clarify disclosure requirements for transferred financial assets and offsetting arrangements; - AASB 119 – confirms that high quality corporate bonds or national government bonds used to determine discount rates must be in the same currency as the benefits paid to the employee; - AASB 134 – clarifies information about cross references in the interim financial report. 	It is not expected that these changes will have material impact on the Group.
AASB 2014-9 Equity method in separate financial statements (Amendments to AASB 127)	30 June 2017	This standard will allow entities to use the equity method to account for its interest in subsidiaries, joint venture and associates in separate financial statements.	As the Group has not chosen to measure its interests in subsidiaries, joint ventures or associates using the equity method, there is no change to the reporting of subsidiaries, joint ventures or associates in the separate financial statements.
AASB 2015-2 Disclosure Initiative – Amendment to AASB 101	30 June 2017	<p>There are no changes to accounting policies covered by this standard, however this amendment provide clarification regarding the disclosure requirements in AASB 101.</p> <p>Specifically, the Standard proposes narrow-focus amendments to address some of the concerns expressed about existing presentation and disclosure requirements and to ensure entities are able to use judgement when applying a Standard in determining what information to disclose in their financial statements.</p> <p>This Standard also makes an editorial correction to AASB 101. In addition, as a result of the amendments to AASB 101, this Standard makes consequential amendments to AASB 7, AASB 134 and AASB 1049.</p>	No impact on reported financial position or performance is expected, however the Group may use this clarification to streamline or simplify some of the notes in the financial statements.

Notes to the Financial Statements

For the Year Ended 30 June 2015

2 Operating Segments

Segment information

The directors have considered the requirements of AASB 8 Operating Segments and the internal reports that are reviewed by the chief operating decision maker (the Board) in allocating resources and have concluded at this time that there are no separately identifiable segments.

The Group's commercialisation strategy remains focused on being a technology licensing Group assisting suitable entities to establish banana veneering and panel production factories in locations worldwide where bananas are grown.

3 Revenue and expenses

	Consolidated Group	
	30 June	30 June
	2015	2014
	\$	\$
REVENUE		
<i>(a) Revenue from operating activities</i>		
Interest received from other parties	-	158
	-	158
<i>(b) Other income</i>		
Net profit on disposal of property, plant and equipment	85,700	-
Grant revenue	88,326	1,390,258
	174,026	1,390,258

Notes to the Financial Statements

For the Year Ended 30 June 2015

3 Revenue and expenses - continued

	Consolidated Group	
	30 June	30 June
	2015	2014
	\$	\$
EXPENSES		
<i>(c) Depreciation of non-current assets</i>		
Plant and equipment	88,326	100,636
Total depreciation	88,326	100,636
<i>(d) Employee benefits expense</i>		
Wages, salaries and other remuneration expenses	136,560	174,987
Superannuation expense	6,631	6,374
Share based payments expense	-	112,020
Total employee benefits expense	143,191	293,381
<i>(e) Other expenses</i>		
Audit fees	25,143	24,250
Legal fees	1,636	6,930
Professional services	20,533	70,991
Travel and accomodation	11,457	57,779
Company secretarial	22,832	9,930
Rent	1,555	10,037
Communications expense	6,556	11,530
Share registry and ASX expenses	60,981	53,932
Motor vehicle costs	11,344	17,772
Factory operating costs	-	22,127
Net loss on disposal of plant and equipment	-	(535)
Other expenses	42,264	134,858
	204,301	419,601

Notes to the Financial Statements

For the Year Ended 30 June 2015

4 Income Tax Expense

The major components of tax expense (income) comprise:

	Consolidated Group	
	2015	2014
	\$	\$

A reconciliation between tax expense and the product of accounting loss before income tax multiplied by the Group's applicable income tax rate is as follows:

Loss before income tax	(261,792)	(692,150)
At the Group's statutory income tax rate of 30% (2014: 30%)	(78,538)	(207,645)
Expenditure not allowable for income tax purposes	26,498	380,684
Tax losses not recognised due to not meeting recognition criteria	52,040	(173,039)
	-	-

The Group has tax losses arising in Australia of \$12,199,760 (2014: \$11,937,968) that are available indefinitely for offset against future taxable profits of the companies in which the losses arose.

No deferred tax asset has been recognised because it is not likely future assessable income is derived of a nature and of an amount sufficient to enable the benefit to be realised.

5 Earnings per Share

Basic earnings per share amounts are calculated by dividing net loss for the year attributable to ordinary equity holders of the Group by the weighted average number of ordinary shares outstanding during the year.

Diluted earnings per share amounts are calculated by dividing the net loss attributable to ordinary equity holders of the Group by the weighted average number of ordinary shares outstanding during the year plus the weighted average number of ordinary shares that would be issued on the conversion of all the dilutive potential ordinary shares into ordinary shares.

The following reflects the income and share data used in the basic and diluted earnings per share computations:

(a) Reconciliation of earnings to profit or loss from continuing operations

	Consolidated Group	
	2015	2014
	\$	\$
Net loss attributable to ordinary equity holders of the parent	(261,792)	(638,094)

Notes to the Financial Statements

For the Year Ended 30 June 2015

5 Earnings per Share (continued)

(b) Weighted average number of ordinary shares outstanding during the year used in calculating basic EPS

	2015	2014
Weighted average number of ordinary shares for basic earnings per share	182,426,842	158,435,358
Effect of dilution		
Share options	-	-
Weighted average number of ordinary shares adjusted for the effect of dilution	<u>182,426,842</u>	<u>158,435,358</u>

In accordance with AASB 133 'Earnings per Share', as potential ordinary shares may only result in a situation where their conversion results in an increase in loss per share or decrease in profit per share from continuing operations, no dilutive effect has been taken into account in 2015 or 2014. The number of options over ordinary shares at the balance date was 9,950,000 (2014: 9,950,000).

On 24 August 2015, the Company announced that it had entered into agreements with new and certain existing shareholders to raise \$100,000 by way of a placement of 10,000,000 ordinary fully paid shares at a price of \$0.01 per new share. On the 11 September 2015, the Company announced the placement was completed.

There have been no other transactions involving ordinary shares or potential ordinary shares between the reporting date and the date of completion of these financial statements.

6 Cash and cash equivalents

Cash at bank and in hand		<u>3,589</u>	16,360
Total cash and cash equivalents	6(a)	<u><u>3,589</u></u>	<u><u>16,360</u></u>

Cash at bank earns interest at floating rates based on daily bank deposit rates.

Short-term deposits are made for varying periods of between one day and six months, depending on the immediate cash requirements of the Group, and earn interest at the respective short-term deposit rates.

(a) Reconciliation of cash

Cash and Cash equivalents reported in the consolidated statement of cash flows are reconciled to the equivalent items in the consolidated statement of financial position as follows:

Cash and cash equivalents	6	<u>3,589</u>	16,360
Balance as per consolidated statement of cash flows		<u><u>3,589</u></u>	<u><u>16,360</u></u>

Notes to the Financial Statements

For the Year Ended 30 June 2015

7 Trade and other receivables

		Consolidated	
		2015	2014
	Note	\$	\$
CURRENT			
Trade receivables	7(a)	540	1,531
GST receivable		6,911	489
Total current trade and other receivables		<u>7,451</u>	<u>2,020</u>

(a) Trade receivables

Information regarding the credit risk of current receivables is set out in Note 20.

8 Plant and equipment

PLANT AND EQUIPMENT			
Plant and equipment			
At cost		1,979,351	1,778,029
Accumulated depreciation and impairment		(1,437,260)	(1,147,612)
Total plant and equipment		<u>542,091</u>	<u>630,417</u>

(a) Movements in carrying amounts of plant and equipment

Movement in the carrying amounts for each class of plant and equipment between the beginning and the end of the current and previous financial years:

Consolidated	Plant and Equipment \$
Year ended 30 June 2015	
Balance at the beginning of year	630,417
Depreciation expense	(88,326)
Impairment of assets	-
Balance at the end of the year	<u>542,091</u>

Notes to the Financial Statements

For the Year Ended 30 June 2015

8 Plant and equipment (continued)

(a) Reconciliation Detailed Table (continued)

Consolidated	Plant and Equipment \$
Year ended 30 June 2014	
Balance at the beginning of year	1,170,737
Disposals - written down value	(201,321)
Depreciation expense	(338,999)
	<u>630,417</u>
Balance at the end of the year	<u>630,417</u>

(b) Impairment and depreciation of plant and equipment

No impairment loss was recognised for the year ended 30 June 2015 with respect to plant and equipment (2014: \$339,048).

9 Trade and other payables

	Note	Consolidated	
		2015	2014
		\$	\$
CURRENT			
Unsecured liabilities			
Trade payables	11(a)	57,670	48,832
Sundry payables and accrued expenses		38,428	33,702
		<u>96,098</u>	<u>77,534</u>
Total current trade and other payables		<u>96,098</u>	<u>77,534</u>

(a) Trade payables

Trade payables are non-interest bearing and normally settled on 60-day terms.

Information regarding the risks associated with current payables is set out in Note 20.

10 Borrowings

CURRENT

Unsecured liabilities:

Other loans	10(a)	300,157	142,540
		<u>300,157</u>	<u>142,540</u>
Total unsecured liabilities		<u>300,157</u>	<u>142,540</u>
Secured liabilities:			
Finance lease		-	6,729
		<u>-</u>	<u>6,729</u>
Total secured liabilities		<u>-</u>	<u>6,729</u>
Total current borrowings		<u>300,157</u>	<u>149,269</u>

Notes to the Financial Statements

For the Year Ended 30 June 2015

10 Borrowings (continued)

(a) Unsecured loan

The unsecured loan during the year represents a draw down facility provided by Talisker Pty Ltd, an entity associated with the Company's Managing Director, Mr Ramy Azer. The loan is unsecured and repayable from future revenues or proceeds from future equity raisings, subject to not materially prejudicing the ability of the Company to repay its creditors.

11 Other liabilities

	Note	Consolidated	
		2015	2014
		\$	\$
CURRENT			
Deferred income	13(a)	150,000	150,000
Total current other liabilities		150,000	150,000
NON-CURRENT			
Government grants received in advance	13(b)	521,416	609,742
Total non-current other liabilities		521,416	609,742

(a) Deferred income

Deferred income of \$150,000 represents the initial non-refundable deposit from the Egyptian Fibre Company ("EBFC") for machinery to be built and delivered by the Company.

(b) Government grants received in advance

The Company has been the recipient of two government grants that contained claw back provisions if certain performance targets were not met by the Company. The Company has fulfilled its contractual obligations under the respective Grant Deeds as at 30 June 2015. The Company has also filed all reports required of it pursuant to the Grant Deeds. In accordance with AASB 120 'Accounting for Government Grants and Disclosure of Government Assistance', as the grants related to the Company's plant and equipment and intangibles, they have been deferred and have been systematically released to the consolidated statement of profit and loss and other comprehensive income with the depreciation and impairment of the relevant assets. For the year ended 30 June 2015, \$88,326 has been released (2014: \$1,369,584).

12 Issued Capital

186,236,431 (2014: 177,736,431) fully paid ordinary shares	20,069,691	19,984,691
Total issued capital	20,069,691	19,984,691

Notes to the Financial Statements

For the Year Ended 30 June 2015

12 Issued Capital (continued)

(a) Ordinary shares

	2015 No.	Consolidated		2014 \$
		2015 \$	2014 No.	
At the beginning of the reporting period	177,736,431	19,459,231	131,144,764	19,459,231
Shares issued during the year				
- shares issued pursuant to private placement	8,500,000	85,000	17,000,000	170,000
- shares issued pursuant to resolutions passed at 2013 AGM	-	-	20,000,000	200,000
- shares issued to satisfy a loan in accordance with a resolution passed at the Company's 2013 AGM	-	-	5,525,000	57,460
- shares issued in lieu of cash for services rendered	-	-	2,400,000	48,000
- shares issued to sophisticated investor	-	-	1,666,667	50,000
At the end of the reporting period	186,236,431	20,069,691	177,736,431	19,984,691

The holders of ordinary shares are entitled to participate in dividends (in the event when a dividend is declared) and the proceeds on winding up of the Group. On a show of hands at meetings of the Group, each holder of ordinary shares has one vote in person or by proxy, and upon a poll each share is entitled to one vote.

The Group does not have authorised capital or par value in respect of its shares.

In the event of winding up the Company, ordinary shareholders rank after all creditors and are fully entitled to any net proceeds of liquidation.

(b) Capital Management

The Group manages its capital to ensure that entities in the Group will be able to continue as a going concern while maximising the return to stakeholders.

The capital structure of the Group consists of cash and cash equivalents and equity attributable to equity holders of the parent, comprising issued capital, reserves and accumulated losses as disclosed in Notes 12, 13 and 14 respectively.

Proceeds from share issues are used to maintain and expand the Group's research and development activities and fund operating costs.

13 Reserves

	Note	Consolidated	
		2015 \$	2014 \$
Share option reserve			
Balance at beginning of financial year		907,666	795,646
Share based payments		-	112,020
Balance at end of the year	13(a)	907,666	907,666
Total reserves		907,666	907,666

Notes to the Financial Statements

For the Year Ended 30 June 2015

13 Reserves (continued)

(a) Share option reserve

This reserve is used to record the value of equity benefits provided to employees and directors as part of their remuneration. Refer to Note 16 for further details of these plans.

14 Accumulated losses

	Consolidated	
	2015	2014
	\$	\$
Accumulated losses at the beginning of the financial year	(21,230,105)	(20,537,955)
Net loss attributable to members of the parent entity	(261,792)	(692,150)
Accumulated losses at end of the financial year	(21,491,897)	(21,230,105)

15 Cash Flow Information

(a) Reconciliation of result for the year to cashflows from operating activities

Reconciliation of net income to net cash provided by operating activities:

Net loss	(261,792)	(692,150)
Non-cash flows in profit:		
- depreciation	88,326	201,322
- impairment of non-current assets	-	1,168,262
- net profit from sale of plant and equipment	(85,700)	-
- share based payments	-	160,020
Changes in assets and liabilities:		
- (increase)/decrease in trade and other receivables	(5,430)	7,247
- (increase)/decrease in other assets	-	3,508
- increase/(decrease) in income in advance	(88,326)	(1,369,584)
- increase/(decrease) in trade and other payables	19,451	(19,663)
Net cash (used in)/provided by operating activities	(333,471)	(465,953)

16 Share-based Payments

(i) Employee Share Option Plan

The Group established the Papyrus Australia Ltd Employee Share Option Plan and a summary of the Rules of the Plan are set out below:

- All employees (full and part time) will be eligible to participate in the Plan.
- Options are granted under the Plan at the discretion of the Board and if permitted by the Board, may be issued to an employee's nominee.

Notes to the Financial Statements

For the Year Ended 30 June 2015

16 Share-based Payments (continued)

- Each option is to subscribe for one fully paid ordinary share in the Company and will expire 5 years from its date of issue. An option is exercisable at any time from its date of issue (provided all relevant vesting conditions, if applicable, have been met). Options will be issued free. The exercise price of options will be determined by the Board. The total number of shares, the subject of options issued under the Plan, when aggregated with issues during the previous 5 years pursuant to the Plan and any other employee share plan, must not exceed 5% of the Company's issued share capital.
- If, prior to the expiry date of options, a person ceases to be an employee of the Group for any reason other than retirement at age 60 or more (or such earlier age as the Board permits), permanent disability, redundancy or death, the options held by that person (or that person's nominee) automatically lapse on the first to occur of a) the expiry of the period of 30 days from the date of such occurrence, and b) the expiry date. If a person dies, the options held by that person will be exercisable by that person's legal personal representative.
- Options can't be transferred other than to the legal personal representative of a deceased option holder.
- The Company will not apply for official quotation of any options issued under the plan.
- Shares issued as a result of the exercise of options will rank equally with the Company's previously issued shares.
- Option holders may only participate in new issues of securities by first exercising their options.

The Board may amend the Plan Rules subject to the requirements of the Listing Rules. The expense recognised in the Consolidated Statement of Profit or Loss and Other Comprehensive Income in relation to share-based payments is disclosed in Note 3(d).

The following table illustrates the number (No.) and weighted average exercise prices (WAEP) and movements in share options issued during the year:

A summary of the Group options issued is as follows:

2015						
Exercise price WAEP	Start of the year No.	Granted during the year No.	Exercised during the year No.	Expired during the year No.	Balance at the end of the year No.	Vested and exercisable at the end of the year No.
0.50	750,000	-	-	-	750,000	750,000
0.04	9,200,000	-	-	-	9,200,000	9,200,000
	9,950,000	-	-	-	9,950,000	9,950,000

2014						
Exercise Price WAEP	Start of the year No.	Granted during the year No.	Exercised during the year No.	Expired during the year No.	Balance at the end of the year No.	Vested and exercisable at the end of the year No.
0.50	1,000,000	-	-	(250,000)	750,000	750,000
0.04	-	9,200,000	-	-	9,200,000	9,200,000
	1,000,000	9,200,000	-	(250,000)	9,950,000	9,950,000

Notes to the Financial Statements

For the Year Ended 30 June 2015

The weighted average remaining contractual life of options outstanding at year end was 1.43 years (2014: 2.43 years).

The range of weighted average exercise prices for options outstanding at the end of the year was \$0.04 - \$0.50 (2014: \$0.04 - \$0.50).

The weighted average fair value of employee options granted during the year was \$Nil (2014: \$112,020), as no employee options were issued during 2015.

17 Contingencies

In the opinion of the Directors, the Group did not have any contingencies at 30 June 2015 (30 June 2014: None).

18 Remuneration of Auditors

Remuneration of the auditor of the Company,
Grant Thornton Audit Pty Ltd, for:

- auditing or reviewing the financial report

Total remuneration of auditors

25,000	24,250
25,000	24,250

No non-audit services have been provided.

19 Interests in Subsidiaries

	Principal place of business / Country of Incorporation	Percentage Owned (%)* 2015	Percentage Owned (%)* 2014
Parent entity:			
Papyrus Australia Ltd (a)	Australia		
Subsidiaries:			
PPY EU Pty Ltd (b)	Australia	100	100
Papyrus Technology Pty Ltd (b)	Australia	100	100
PPY Manufacturing Pty Ltd (b)	Australia	100	100
Australian Advanced Manufacturing Centre Pty Ltd (b)	Australia	100	100
Pulp Fiction Manufacturing Pty Ltd (b)	Australia	100	100
Papyrus Egypt (c)	Egypt	50	50
Yellow Pallet B.V. (c)	The Netherlands	50	50

*The percentage of ownership interest held is equivalent to the percentage voting rights for all subsidiaries.

(a) Papyrus Australia Ltd is the head entity within the tax-consolidated group.

(b) These companies are members of the tax-consolidated group.

(c) These entities were non-operating shell companies at 30 June 2015.

Notes to the Financial Statements

For the Year Ended 30 June 2015

20 Financial Risk Management

Categories of financial instruments

The totals for each category of financial instruments, measured in accordance with AASB 139 as detailed in the accounting policies to these financial statements, are as follows:

		Consolidated	
		2015	2014
		\$	\$
Financial Assets			
Cash and cash equivalents	6	3,589	16,360
Loans and receivables	7	7,451	2,020
Total financial assets		11,040	18,380
Financial Liabilities			
Financial liabilities at amortised cost			
- Trade and other payables	10	96,098	77,534
- Borrowings	11	300,157	149,269
Total financial liabilities		396,255	226,803

Credit risk

Credit risk refers to the risk that a counterparty will default on its contractual obligations resulting in a financial loss to the Group.

The Group has adopted a policy of only dealing with creditworthy counterparties as a means of mitigating the risk of financial loss from activities.

The Group does not have any significant credit risk exposure to any single counterparty or any Group of counterparties having similar characteristics. The credit risk on liquid funds is limited because the counterparties are banks with high credit-ratings assigned by international credit-rating agencies.

The carrying amount of financial assets recorded in the financial statements, net of any allowances for losses, represents the Group's maximum exposure to credit risk.

Notes to the Financial Statements

For the Year Ended 30 June 2015

20 Financial Risk Management (continued)

Market risk

(i) Cash flow interest rate sensitivity

The Group is exposed to interest rate risk as it holds some bank deposits at floating rates.

The Group's policy is to minimise interest rate cash flow risk exposures on long-term financing. Longer-term deposits are therefore usually at fixed rates. At the reporting date, the Group is exposed to changes in market interest rates through its short term bank deposits, which are subject to variable interest rates.

The following table illustrates the sensitivity of the net result for the year and equity to a reasonably possible change in interest rates of +0.50% and -0.50% (2014: +0.50%/-0.50%), with effect from the beginning of the year. These changes are considered to be reasonably possible based on observation of current market conditions.

The calculations are based on the financial instruments held at each reporting date. All other variables are held constant.

	2015		2014	
	+0.50%	-0.50%	+0.50%	-0.50%
	\$	\$	\$	\$
Cash and cash equivalents				
Net results	179	(179)	1,042	(1,042)
Equity	179	(179)	1,042	(1,042)

Notes to the Financial Statements

For the Year Ended 30 June 2015

20 Financial Risk Management (continued)

(ii) Financial instrument composition and maturity analysis

The Group's exposure to interest rate risk, which is the risk that a financial instruments value will fluctuate as a result of changes in market interest rates and the effective weighted average interest rates on classes of financial assets and financial liabilities, is as follows:

	Weighted Average Effective Interest Rate		Floating Interest Rate		Maturing within 1 Year		Non-interest Bearing		Total	
	2015	2014	2015	2014	2015	2014	2015	2014	2015	2014
	%	%	\$	\$	\$	\$	\$	\$	\$	\$
Financial Assets:										
Cash and cash equivalents	-	-	3,589	16,360	-	-	-	-	3,589	16,360
Trade and other receivables	-	-	-	-	-	-	7,451	2,020	7,451	2,020
Total Financial Assets			3,589	16,360	-	-	7,451	2,020	11,040	18,380
Financial Liabilities:										
Trade and other payables	-	-	-	-	-	-	96,098	77,534	96,098	77,534
Borrowings	-	-	-	-	300,157	142,540	-	-	300,157	-
Hire purchase liabilities	-	6.38	-	-	-	6,729	-	-	-	149,269
Total Financial Liabilities			-	-	300,157	149,269	77,534	77,534	396,255	226,803

The Company is not materially exposed to any effects on changes in interest rates.

Liquidity risk

Liquidity risk arises from the Group's management of working capital and the finance charges and principal repayments on its debt instruments. It is the risk that the Group will encounter difficulty in meeting its financial obligations as they fall due.

Ultimate responsibility for liquidity risk management rests with the Board of Directors, whom have built an appropriate liquidity risk management framework for the management of the Group's short, medium and long-term funding and liquidity management requirements. The Group manages liquidity risk by maintaining adequate reserves.

Notes to the Financial Statements

For the Year Ended 30 June 2015

21 Related Parties

(a) Transactions with related parties

Transactions between related parties are on normal commercial terms and conditions no more favourable than those available to other parties unless otherwise stated.

The following transactions occurred with related parties:

- HLB Mann Judd (SA) Pty Ltd has received professional fees for accounting, taxation and secretarial services provided during the year amounting to \$32,720 (2014: \$40,082). The amount owing to HLB Mann Judd (SA) Pty Ltd as at 30 June 2015 was \$12,165 (2014: \$6,854). Mr Donald Stephens, Non-Executive Director and Company Secretary, is a consultant to HLB Mann Judd (SA) Pty Ltd.
- Einstein's Cafe has received payments in relation to meals and refreshments made available to the staff of Papyrus. Mr Ramy Azer is a director of Einstein's Cafe. Papyrus has made no payments (2014: \$78) during the financial year. No amount was owed to the entity at 30 June 2015 (2014: \$Nil).
- The Company has an unsecured loan representing a draw down facility provided by Talisker Pty Ltd, an entity associated with the Company's Managing Director, Mr Ramy Azer. The loan is unsecured and repayable from future revenues or proceeds from future equity raisings, subject to not materially prejudicing the ability of the Company to repay its creditors. The loan is interest bearing at the rate of interest payable by the National Australia Bank Limited on 'Usaver savings accounts' or, '12 month term deposits' (whichever is greater) plus one percent (1%) and is considered payable at the time the loan is repaid. The balance of the loan at 30 June 2015 is \$300,157 (2014: \$142,540). No interest has been paid on the loan during the 2014 and 2015 years.

(b) Wholly owned group transactions

Loans

The wholly owned Group consists of those entities listed in Note 19. Transactions between Papyrus Australia Ltd and other entities in the wholly owned Group during the year consisted of loans advanced by Papyrus Australia Ltd to fund research and development activities.

(c) Interests of Key Management Personnel (KMP)

Any person(s) having authority and responsibility for planning, directing and controlling the activities of the entity, directly or indirectly, including any director (whether executive or otherwise) of that entity are considered key management personnel.

For details of Key Management Personnel's interests in shares and options of the Company, refer to Key Management Personnel disclosures in the Remuneration Report contained in the Directors' Report.

Notes to the Financial Statements

For the Year Ended 30 June 2015

22 Key Management Personnel Disclosures

Key Management Personnel

The following individuals are classified as key management personnel in accordance with AASB 124 'Related Party Disclosures'.

Mr Edward Byrt - Chairman

Mr Ramy Azer - Managing Director

Mr Donald Stephens - Non-Executive Director and Company Secretary (retired 24 August 2015)

Mr Vincent Rigano - Non-Executive Director and Company Secretary

Mr Andrew Ford - Non-Executive Director

Totals of remuneration paid

Key management personnel remuneration included within employee expenses for the year is shown below:

	2015	2014
	\$	\$
Short-term employee benefits	52,650	78,028
Post-employment benefits	-	-
Share based payments	-	109,600
Total remuneration paid to key management personnel	52,650	96,178

The audited remuneration report contained in the Directors' Report contains details of the remuneration paid or payable to each member of the Group's key management personnel for the year ended 30 June 2015.

Other key management personnel transactions

For details of other transactions with key management personnel, refer to Note 21: Related Party Transactions.

Notes to the Financial Statements

For the Year Ended 30 June 2015

24 Parent entity

The following information has been extracted from the books and records of the parent, Papyrus Australia Ltd and has been prepared in accordance with Accounting Standards.

The financial information for the parent entity, Papyrus Australia Ltd has been prepared on the same basis as the consolidated financial statements except as disclosed below.

Investments in subsidiaries, associates and joint ventures

Investments in subsidiaries, associates and joint venture entities are accounted for at cost in the financial statements of the parent entity. Dividends received from associates are recognised in the parent entity profit or loss, rather than being deducted from the carrying amount of these investments.

	2015	2014
	\$	\$
Statement of Financial Position		
Assets		
Current assets	6,976	8,670
Non-current assets	595,201	640,127
Total Assets	<u>602,177</u>	<u>648,797</u>
Liabilities		
Current liabilities	595,301	376,803
Non-current liabilities	521,416	609,742
Total Liabilities	<u>1,116,717</u>	<u>986,545</u>
Equity		
Issued capital	20,069,691	19,984,691
Accumulated losses	(21,491,897)	(21,230,105)
Reserves	907,666	907,666
Total Equity	<u>(514,540)</u>	<u>(337,748)</u>
Statement of Profit or Loss and Other Comprehensive Income		
Total loss for the year	261,792	547,457
Other comprehensive loss	-	-
Total comprehensive loss	<u>261,792</u>	<u>547,457</u>

Notes to the Financial Statements

For the Year Ended 30 June 2015

24 Parent entity (continued)

Contingent liabilities

Contingent liabilities of the parent entity have been incorporated into the Group information in Note 17. The contingent liabilities of the parent are consistent with that of the Group.

Contractual commitments

Contractual commitments of the parent entity have been incorporated into the Group information in Note 17. The contractual commitments of the parent are consistent with that of the Group.

25 Events Occurring After the Reporting Date

On the 11 September 2015, the Company issued 10,000,000 (ten million) Ordinary Fully Paid Shares at \$0.01 per share, raising \$100,000. Funds raised will be used to fund working capital requirements.

Subsequent to the end of the financial year, the Director and Company Secretary, Donald Stephens, has resigned as announced on 24 August 2015. Mr Vincent Rigano will fulfil the role as Company Secretary.

The Managing Director – Ramy Azer – has recently returned to Egypt to direct the commissioning of the banana veneering and fibre production machinery at the factory in Sohag which to be operated in joint venture by EBFC and the Company through Papyrus Egypt.

There have been no other significant matters subsequent to the end of the financial year.


Directors' Declaration

The directors of the Group declare that:

1. the financial statements and notes for the year ended 30 June 2015 are in accordance with the *Corporations Act 2001* and:
 - a. comply with Australian Accounting Standards, which, as stated in accounting policy note 1 to the financial statements, constitutes explicit and unreserved compliance with International Financial Reporting Standards (IFRS); and
 - b. give a true and fair view of the financial position and performance of the consolidated group;
2. the Managing Director and Company Secretary have given the declarations required by Section 295A that:
 - a. the financial records of the Group for the financial year have been properly maintained in accordance with section 286 of the *Corporations Act 2001*;
 - b. the financial statements and notes for the financial year comply with the Accounting Standards; and
 - c. the financial statements and notes for the financial year give a true and fair view.
3. In the directors opinion, there are reasonable grounds to believe that the Group will be able to pay its debts as and when they become due and payable with the continuing support of creditors.

This declaration is made in accordance with a resolution of the Board of Directors.

Director



Mr Ramy Azer
Managing Director

Dated this 30th day of September 2015

Level 1,
67 Greenhill Rd
Wayville SA 5034

Correspondence to:
GPO Box 1270
Adelaide SA 5001

T 61 8 8372 6666
F 61 8 8372 6677
E info.sa@au.gt.com
W www.grantthornton.com.au

INDEPENDENT AUDITOR'S REPORT TO THE MEMBERS OF PAPYRUS AUSTRALIA LIMITED

Report on the financial report

We have audited the accompanying financial report of Papyrus Australia Limited (the "Company"), which comprises the statement of financial position as at 30 June 2015, the statement of profit or loss and other comprehensive income, statement of changes in equity and statement of cash flows for the year then ended, notes comprising a summary of significant accounting policies and other explanatory information and the directors' declaration of the consolidated entity comprising the Company and the entities it controlled at the year's end or from time to time during the financial year.

Directors' responsibility for the financial report

The Directors of the Company are responsible for the preparation of the financial report that gives a true and fair view in accordance with Australian Accounting Standards and the Corporations Act 2001. The Directors' responsibility also includes such internal control as the Directors determine is necessary to enable the preparation of the financial report that gives a true and fair view and is free from material misstatement, whether due to fraud or error. The Directors also state, in the notes to the financial report, in accordance with Accounting Standard AASB 101 Presentation of Financial Statements, the financial statements comply with International Financial Reporting Standards.

Auditor's responsibility

Our responsibility is to express an opinion on the financial report based on our audit. We conducted our audit in accordance with Australian Auditing Standards. Those standards require us to comply with relevant ethical requirements relating to audit engagements and plan and perform the audit to obtain reasonable assurance whether the financial report is free from material misstatement.

Grant Thornton Audit Pty Ltd ACN 130 913 594
a subsidiary or related entity of Grant Thornton Australia Ltd ABN 41 127 556 389

'Grant Thornton' refers to the brand under which the Grant Thornton member firms provide assurance, tax and advisory services to their clients and/or refers to one or more member firms, as the context requires. Grant Thornton Australia Ltd is a member firm of Grant Thornton International Ltd (GTIL). GTIL and the member firms are not a worldwide partnership. GTIL and each member firm is a separate legal entity. Services are delivered by the member firms. GTIL does not provide services to clients. GTIL and its member firms are not agents of, and do not obligate one another and are not liable for one another's acts or omissions. In the Australian context only, the use of the term 'Grant Thornton' may refer to Grant Thornton Australia Limited ABN 41 127 556 389 and its Australian subsidiaries and related entities. GTIL is not an Australian related entity to Grant Thornton Australia Limited.

Liability limited by a scheme approved under Professional Standards Legislation. Liability is limited in those States where a current scheme applies.

An audit involves performing procedures to obtain audit evidence about the amounts and disclosures in the financial report. The procedures selected depend on the auditor's judgement, including the assessment of the risks of material misstatement of the financial report, whether due to fraud or error.

In making those risk assessments, the auditor considers internal control relevant to the Company's preparation of the financial report that gives a true and fair view in order to design audit procedures that are appropriate in the circumstances, but not for the purpose of expressing an opinion on the effectiveness of the Company's internal control. An audit also includes evaluating the appropriateness of accounting policies used and the reasonableness of accounting estimates made by the Directors, as well as evaluating the overall presentation of the financial report.

We believe that the audit evidence we have obtained is sufficient and appropriate to provide a basis for our audit opinion.

Independence

In conducting our audit, we have complied with the independence requirements of the Corporations Act 2001.

Auditor's opinion

In our opinion:

- a the financial report of Papyrus Australia Limited is in accordance with the Corporations Act 2001, including:
 - i giving a true and fair view of the consolidated entity's financial position as at 30 June 2015 and of the performance for the year ended on that date; and
 - ii complying with Australian Accounting Standards and the Corporations Regulations 2001; and
- b the financial report also complies with International Financial Reporting Standards as disclosed in the notes to the financial statements.

Material uncertainty regarding going concern

The consolidated entity incurred a net loss after tax of \$261,792 during the year ended 30 June 2015, and had a net cash outflow of \$247,771 from operating and investing activities. The consolidated entity continues to be reliant upon completion of capital raising for continued operations and the provision of working capital.

Without qualifying our audit opinion attention is drawn to Note 1(v) Going Concern in the financial report. These conditions indicate the existence of a material uncertainty which may cast significant doubt about the consolidated entity's ability to continue as a going concern and therefore the consolidated entity may be unable to realise its assets and discharge its liabilities in the normal course of business and at amounts stated in the financial report.

Report on the remuneration report


We have audited the remuneration report included in the directors' report for the year ended 30 June 2015. The Directors of the Company are responsible for the preparation and presentation of the remuneration report in accordance with section 300A of the Corporations Act 2001. Our responsibility is to express an opinion on the remuneration report, based on our audit conducted in accordance with Australian Auditing Standards.

Auditor's opinion on the remuneration report

In our opinion, the remuneration report of Papyrus Australia Ltd for the year ended 30 June 2015, complies with section 300A of the Corporations Act 2001.

Grant Thornton

GRANT THORNTON AUDIT PTY LTD
Chartered Accountants



S K Edwards
Partner – Audit & Assurance

Adelaide, 30 September 2015

ASX Additional Information

Additional information required by the Australian Stock Exchange Limited and not shown elsewhere in this report is as follows. The information is current as at 30 September 2015.

Distribution of equity securities

Ordinary share capital

- 196,236,431 fully paid ordinary shares are held by 1,464 individual shareholders.

All issued ordinary shares carry one vote per share.

Options

- 9,950,000 options are held by 7 individual option holders.

The number of shareholders, by size of holding, in each class are:

	Fully paid	Unquoted Options
1 - 1,000	85	0
1,001 - 5,000	299	0
5,001 - 10,000	224	0
10,001 - 100,000	675	0
100,001 and over	181	7
	1,464	7
Holding less than a marketable parcel	1180	0

Substantial shareholders

Ordinary shareholders	Fully paid	
	Number	Percentage
MR RAMY AZER <AZER FAMILY A/C>	19,637,489	10.01%
STROUD NOMINEES PTY LTD <BYRT SUPER FUND-EM BYRT A/C>	16,456,061	8.39%
BIJO (SA) PTY LTD <AZER FAMILY A/C>	11,275,000	5.75%
MR KARIM MOHAMED HAMDOUN ABBAS	11,125,000	5.67%
MRS MARGARET FAY FULLER	10,000,000	5.10%
	68,493,550	34.92%

ASX Additional Information

Twenty largest holders of quoted equity securities

	Fully Paid Ordinary Shares	
	Number	Percentage
MR RAMY AZER <AZER FAMILY A/C>	19,637,489	10.01%
STROUD NOMINEES PTY LTD <BYRT SUPER FUND-EM BYRT A/C>	16,456,061	8.39%
BIJO (SA) PTY LTD <AZER FAMILY A/C>	11,275,000	5.75%
MR KARIM MOHAMED HAMDOUNH ABBAS	11,125,000	5.67%
MRS MARGARET FAY FULLER	10,000,000	5.10%
RONDELLE PTY LTD <ML & HE CRAIG SUPER FUND A/C>	7,645,000	3.90%
MR STEVO HINIC	5,001,000	2.55%
MRS MARCELLE FAWZY BOCTOR	5,000,000	2.55%
MRS MARCELLE BOCTOR	4,000,000	2.04%
MR BENJAMIN LUKE THOMAS MIELS <EST PETER FLEMING A/C>	3,500,000	1.78%
HABA INVESTMENTS (SA) PTY LTD <THE AH SUPER FUND A/C>	3,026,364	1.54%
MR PAUL LAPERE	2,513,030	1.28%
MR LABIB OTHMAN + MRS LAYLA IBRAHIM <THE OTHMAN FAMILY A/C>	2,000,000	1.02%
MR CON TSAKALIS	2,000,000	1.02%
VIKEYE PTY LTD <ANDERSONS SUPER FUND A/C>	2,000,000	1.02%
PHILLIPS CONTRACT ENGINEERING SERVICE PTY LTD <PHILLIPS SUPER FUND A/C>	1,700,000	0.87%
HABA INVESTMENTS (SA) PTY LTD <AH SUPERANNUATION FUND A/C>	1,666,667	0.85%
MR DAVID NEHME	1,500,000	0.76%
MR COSSIMO RUSSO + MRS SUSAN RUSSO <TAUONDI RHEMA S/F A/C>	1,382,463	0.70%
MRS PAMELA PETRILLI	1,300,000	0.66%
	112,728,074	57.46%